

**ADIKAVI NANNAYA UNIVERSITY:: RAJAMAHENDRAVARAM
INTERNAL QUALITY ASSURANCE CELL**

**ANALYSIS & ACTION TAKEN REPORT OF
FEEDBACK ON CURRICULUM**

(2018-19)



**Rajaraja Narendra Nagar, NH-16
Rajanagaram Mandal, Andhra Pradesh- 533296.**

FEEDBACK ON CURRICULUM:: ANALYSIS & ACTION TAKEN REPORT (For the Academic Year: 2018-19)

As decided by the IQAC, feedback on curriculum was collected at the end of every academic year from the students and faculty members. Feedbacks have been designed separately for students and teachers. While the feedbacks collected from students were analyzed program wise, the feedbacks collected from faculty were analyzed taking all the faculty members of the university as a group. The analysis reports thus prepared are forwarded to the Dean, Academic Affairs and to the heads of departments through the respective principals for taking necessary further action. For the academic year 2018-19, the feedback has been collected from students who have appeared for their final semester examination in the year 2019 and also from the faculty members who have worked during the academic year 2018-19.

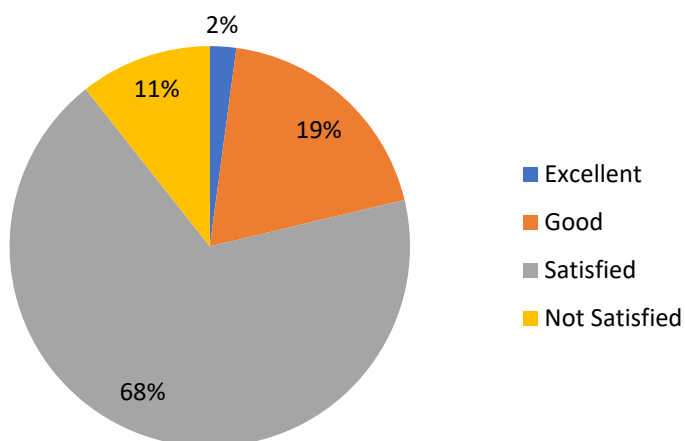
(i) Feedback from students:

Program Name: B.ed

For the academic year 2018-19 feedback was received from 47 numbers of students for the program B.ed which are then analyzed and the analysis report is prepared and presented.

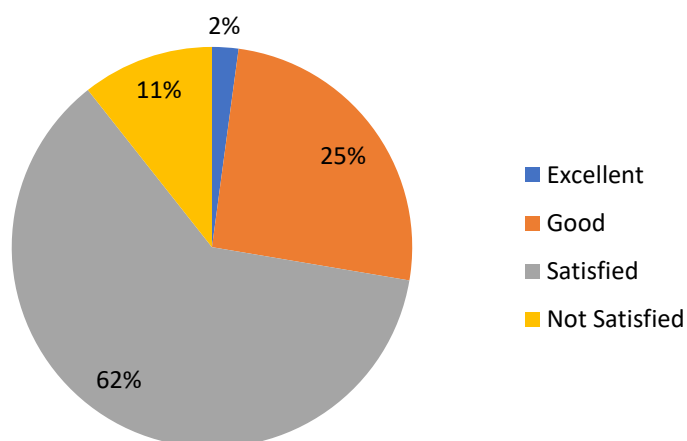
Q1 Rate the syllabus of the courses that you have studied in relation to the competencies expected.

	Frequency	Percent
Excellent	1	2.1
Good	9	19.1
Satisfied	32	68.1
Not Satisfied	5	10.6
Total	47	100.0



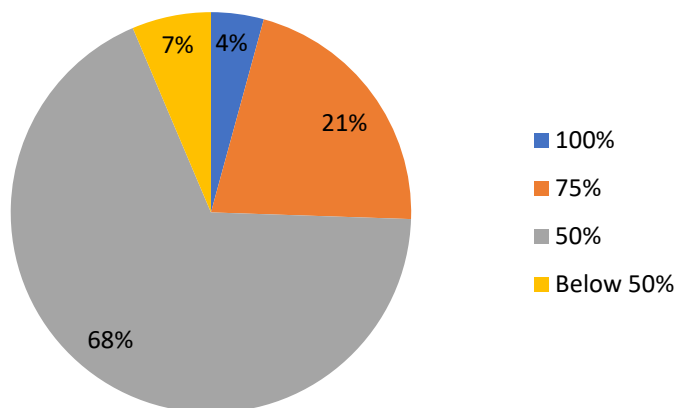
Q2 Rate the relevance of the units in the syllabus of each course

	Frequency	Percent
Excellent	1	2.1
Good	12	25.5
Satisfied	29	61.7
Not Satisfied	5	10.6
Total	47	100.0



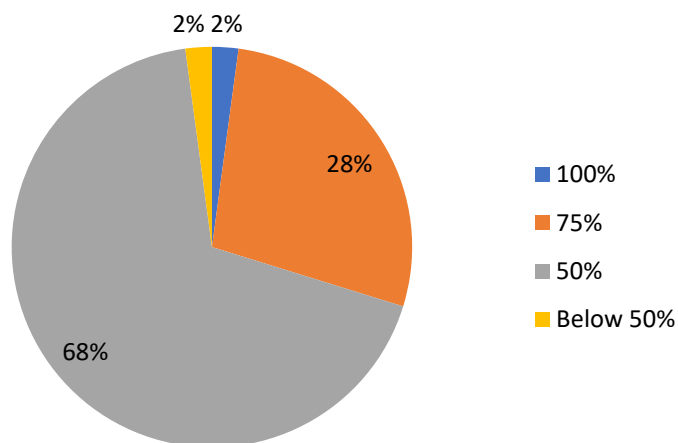
Q3 Rate how the curriculum supports the required Practical skills in the Laboratory

	Frequency	Percent
100%	2	4.3
75%	10	21.3
50%	32	68.1
Below 50%	3	6.4
Total	47	100.0



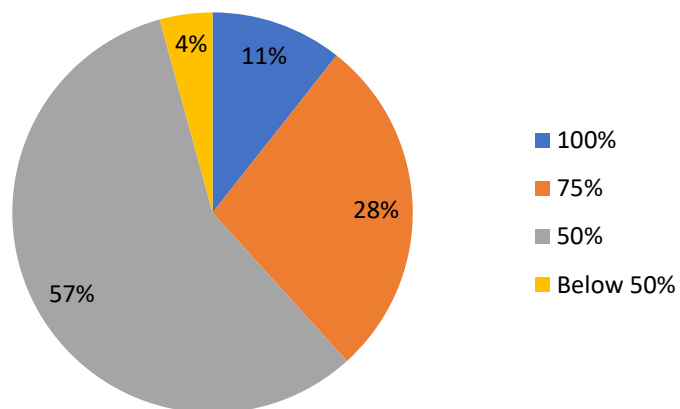
Q4 Rate your curriculum in terms of providing the basic knowledge required for further Education.

	Frequency	Percent
100%	1	2.1
75%	13	27.7
50%	32	68.1
Below 50%	1	2.1
Total	47	100.0



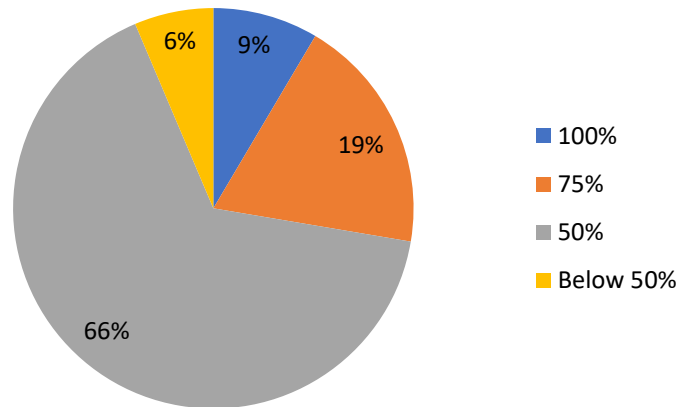
Q5 How far your syllabus was useful to crack the CSIR/ UGC NET/APSET/GATE/..?

	Frequency	Percent
100%	5	10.6
75%	13	27.7
50%	27	57.4
Below 50%	2	4.3
Total	47	100.0



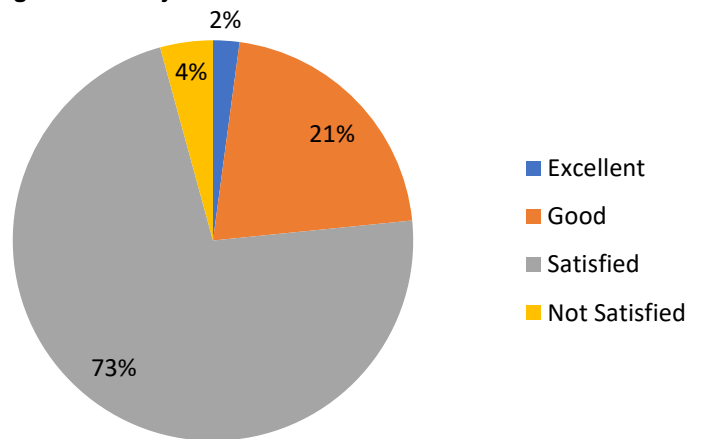
Q6 Rate the Curriculum – in terms of providing employability after completion of the program.

	Frequency	Percent
100%	4	8.5
75%	9	19.1
50%	31	66.0
Below 50%	3	6.4
Total	47	100.0



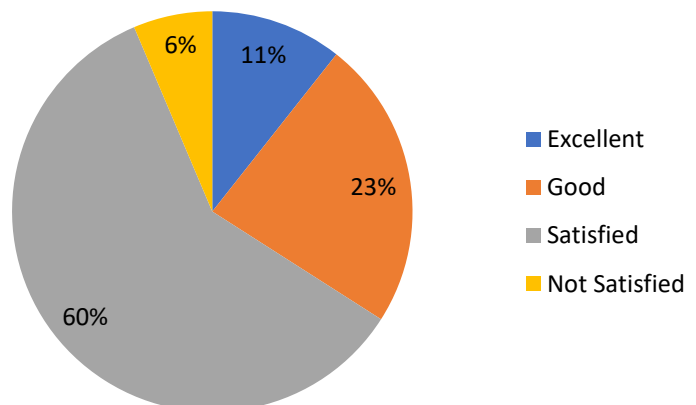
Q7 Rate the curriculum in improving your knowledge in the subject studied?

	Frequency	Percent
Excellent	1	2.1
Good	10	21.3
Satisfied	34	72.3
Not Satisfied	2	4.3
Total	47	100.0



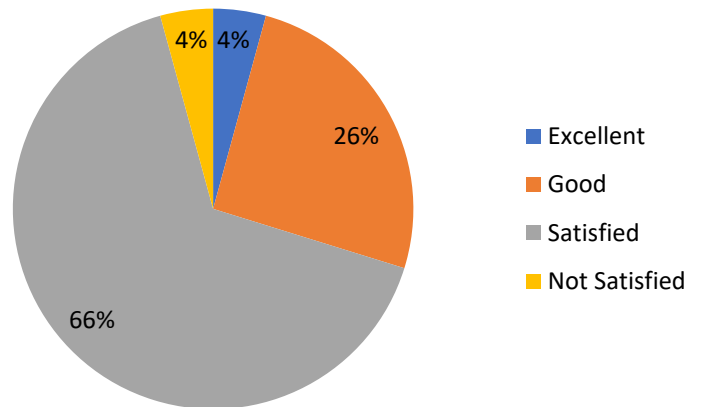
Q8 Rate the curriculum in terms of content evolving from basic level to Advanced Level in the ascending order of semesters.

	Frequency	Percent
Excellent	5	10.6
Good	11	23.4
Satisfied	28	59.6
Not Satisfied	3	6.4
Total	47	100.0



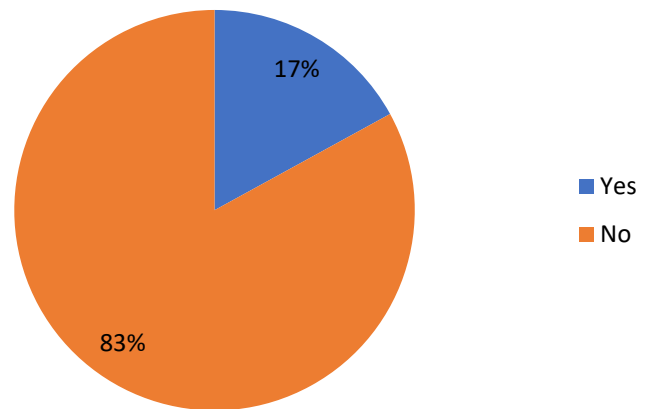
Q9 What is your overall opinion regarding the existing Curriculum?

	Frequency	Percent
Excellent	2	4.3
Good	12	25.5
Satisfied	31	66.0
Not Satisfied	2	4.3
Total	47	100.0



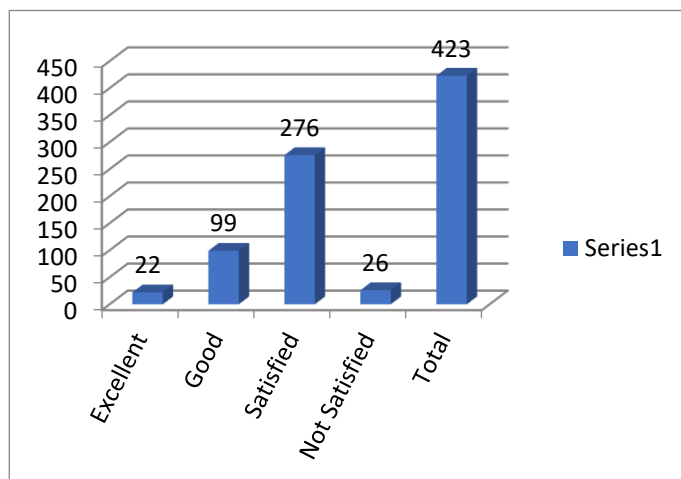
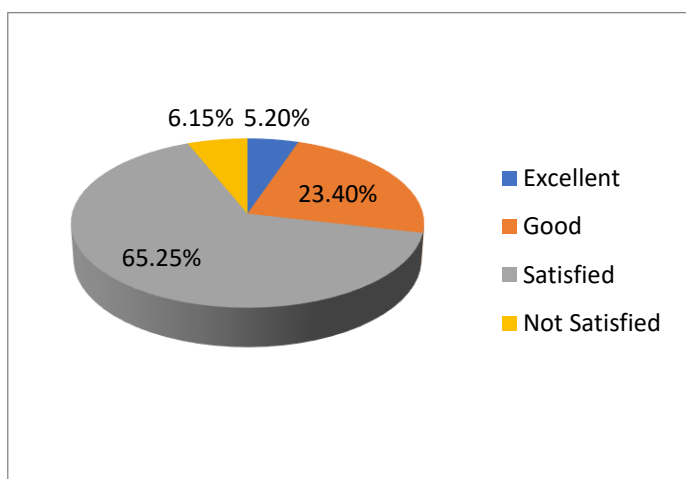
Q10 Do you think there is a need to modify your syllabus? (Yes/No) If yes, specify what portion needs to be modified with justification.

	Frequency	Percent
Yes	8	17.0
No	39	83.0
Total	47	100.0



Consolidated statement of analysis:

S. No	Question	No. of students opined				Total no. of Responses
		Excellent/ (100%)	Good/ (75%)	Satisfied/ (50%)	Not Satisfied/ (Below 50%)	
1.	Rate the syllabus of the courses that you have studied in relation to the competencies expected.	1	9	32	5	47
2.	Rate the relevance of the units in the syllabus of each course.	1	12	29	5	47
3.	Rate how the curriculum supports the required Practical skills in the Laboratory	2	10	32	3	47
4.	Rate your curriculum in terms of providing the basic knowledge required for further Education.	1	13	32	1	47
5.	How far your syllabus was useful to crack the CSIR/ UGC NET/APSET/GATE/..?	5	13	27	2	47
6.	Rate the Curriculum – in terms of providing employability after completion of the program.	4	9	31	3	47
7.	Rate the curriculum in improving your knowledge in the subject studied?	1	10	34	2	47
8.	Rate the curriculum in terms of content evolving from basic level to Advanced Level in the ascending order of semesters.	5	11	28	3	47
9.	What is your over all opinion regarding the existing Curriculum?	2	12	31	2	47
TOTAL		22	99	276	26	423
10.	Do you think there is a need to modify your syllabus? (Yes/No) If yes, specify what portion needs to be modified with justification.	YES: 8		NO: 39		47

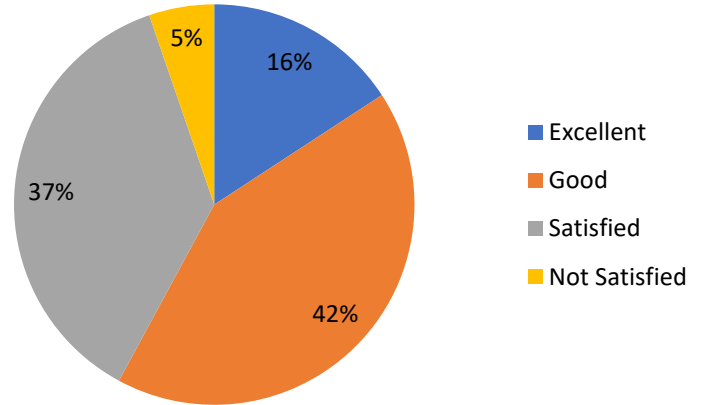


Program Name: M.Ped

For the academic year 2018-19 feedback was received from 19 numbers of students for the program M.Ped which are then analyzed and the analysis report is prepared and presented.

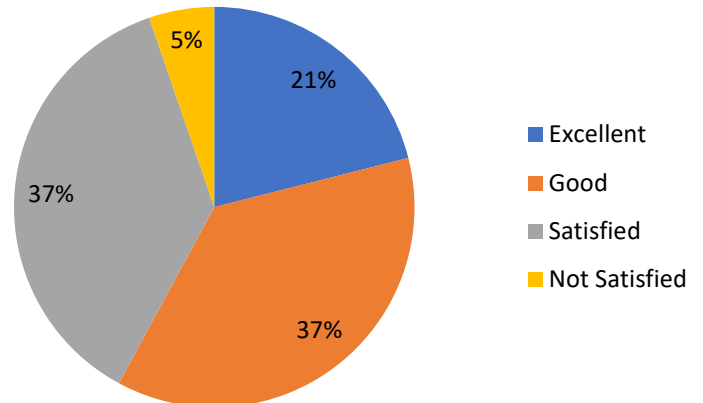
Q1 Rate the syllabus of the courses that you have studied in relation to the competencies expected.:

	Frequency	Percent
Excellent	3	15.8
Good	8	42.1
Satisfied	7	36.8
Not Satisfied	1	5.3
Total	19	100.0



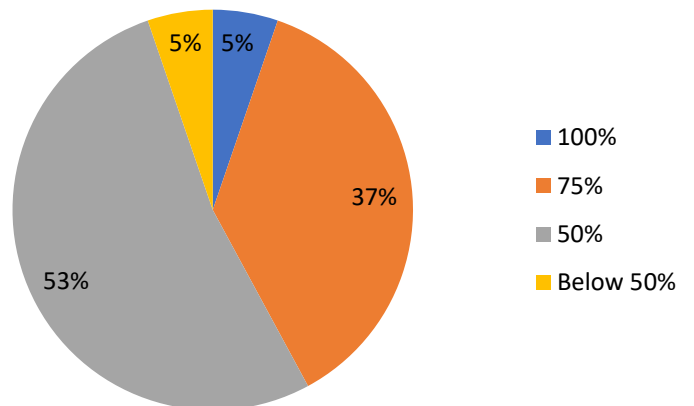
Q2 Rate the relevance of the units in the syllabus of each course:

	Frequency	Percent
Excellent	4	21.1
Good	7	36.8
Satisfied	7	36.8
Not Satisfied	1	5.3
Total	19	100.0



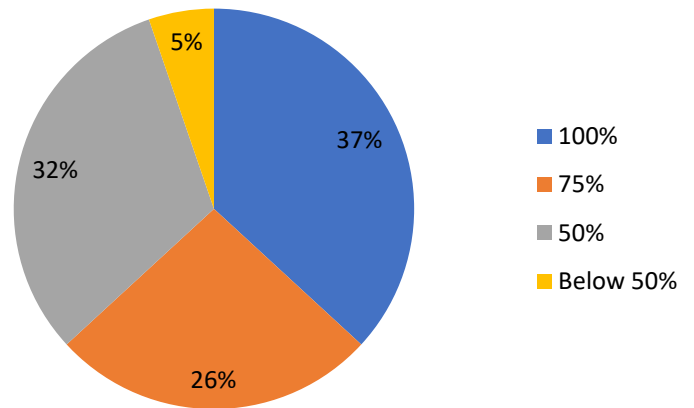
Q3 Rate how the curriculum supports the required Practical skills in the Laboratory

	Frequency	Percent
100%	1	5.3
75%	7	36.8
50%	10	52.6
Below 50%	1	5.3
Total	19	100.0



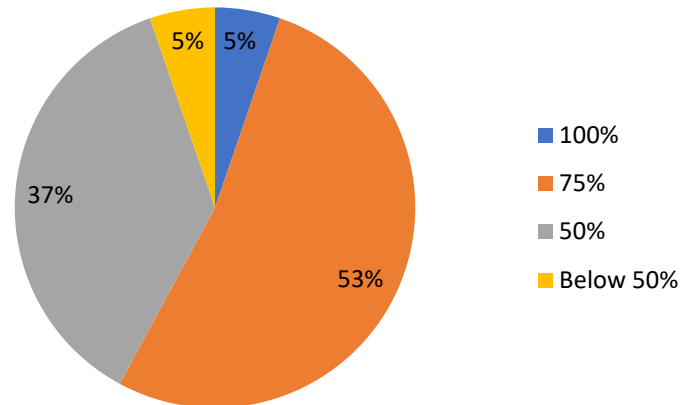
Q4 Rate your curriculum in terms of providing the basic knowledge required for further Education.

	Frequency	Percent
100%	7	36.8
75%	5	26.3
50%	6	31.6
Below 50%	1	5.3
Total	19	100.0



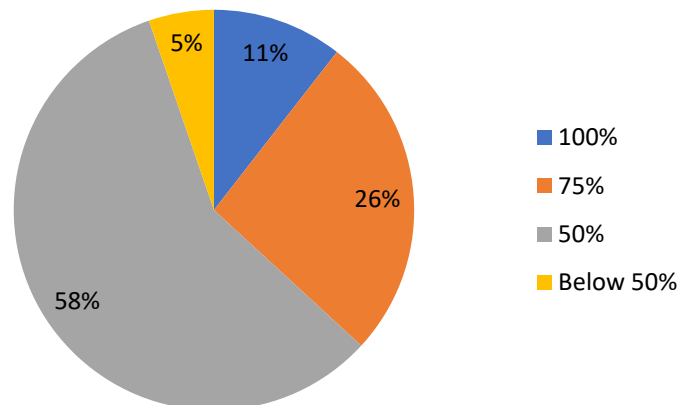
Q5 How far your syllabus was useful to crack the CSIR/ UGC NET/APSET/GATE/..?

	Frequency	Percent
100%	1	5.3
75%	10	52.6
50%	7	36.8
Below 50%	1	5.3
Total	19	100.0



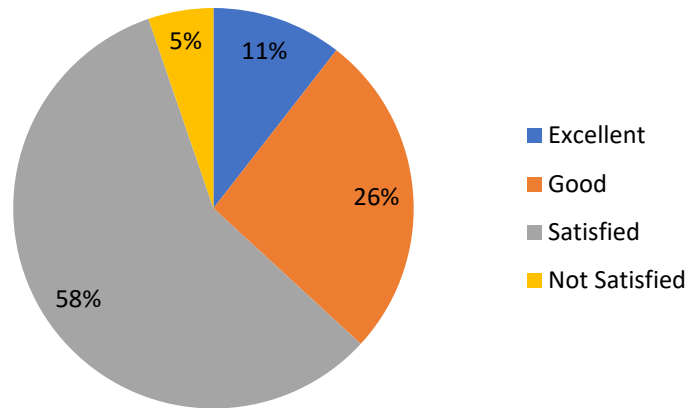
Q6 Rate the Curriculum – in terms of providing employability after completion of the program.

	Frequency	Percent
100%	2	10.5
75%	5	26.3
50%	11	57.9
Below 50%	1	5.3
Total	19	100.0



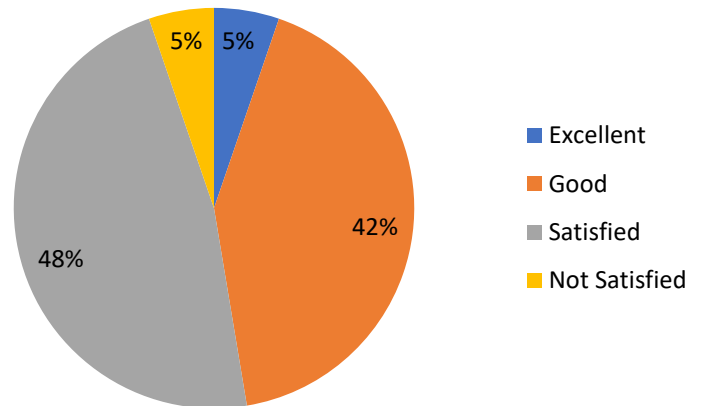
Q7 Rate the curriculum in improving your knowledge in the subject studied?

	Frequency	Percent
Excellent	2	10.5
Good	5	26.3
Satisfied	11	57.9
Not Satisfied	1	5.3
Total	19	100.0



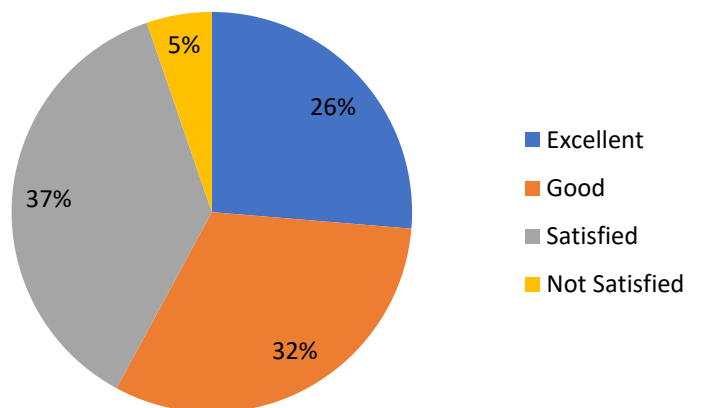
Q8 Rate the curriculum in terms of content evolving from basic level to Advanced Level in the ascending order of semesters.

	Frequency	Percent
Excellent	1	5.3
Good	8	42.1
Satisfied	9	47.4
Not Satisfied	1	5.3
Total	19	100.0



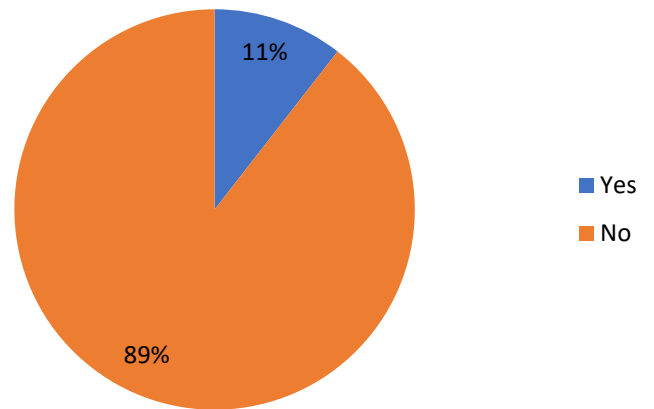
Q9 What is your overall opinion regarding the existing Curriculum?

	Frequency	Percent
Excellent	5	26.3
Good	6	31.6
Satisfied	7	36.8
Not Satisfied	1	5.3
Total	19	100.0



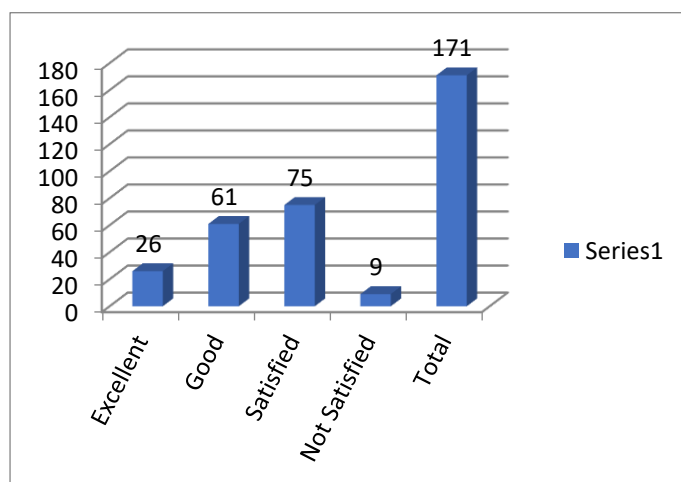
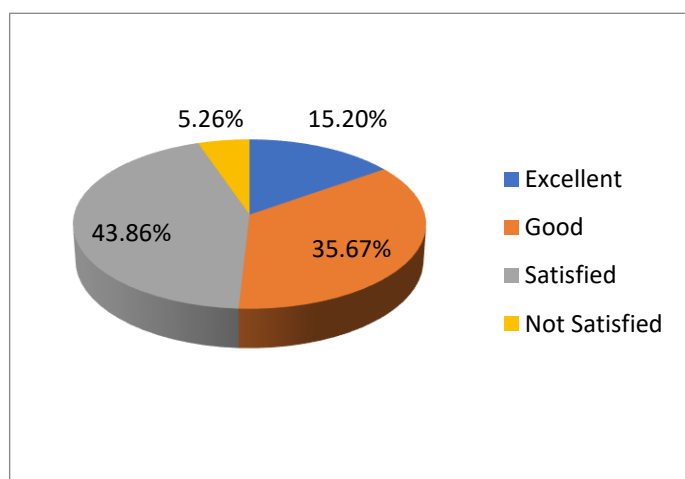
Q10 Do you think there is a need to modify your syllabus? (Yes/No) If yes, specify what portion needs to be modified with justification.

	Frequency	Percent
Yes	2	10.5
No	17	89.5
Total	19	100.0



Consolidated statement of analysis:

S. No	Question	No. of students opined				Total no. of Responses
		Excellent/ (100%)	Good/ (75%)	Satisfied/ (50%)	Not Satisfied/ (Below 50%)	
1.	Rate the syllabus of the courses that you have studied in relation to the competencies expected.	3	8	7	1	19
2.	Rate the relevance of the units in the syllabus of each course.	4	7	7	1	19
3.	Rate how the curriculum supports the required Practical skills in the Laboratory	1	7	10	1	19
4.	Rate your curriculum in terms of providing the basic knowledge required for further Education.	7	5	6	1	19
5.	How far your syllabus was useful to crack the CSIR/ UGC NET/APSET/GATE/..?	1	10	7	1	19
6.	Rate the Curriculum – in terms of providing employability after completion of the program.	2	5	11	1	19
7.	Rate the curriculum in improving your knowledge in the subject studied?	2	5	11	1	19
8.	Rate the curriculum in terms of content evolving from basic level to Advanced Level in the ascending order of semesters.	1	8	9	1	19
9.	What is your over all opinion regarding the existing Curriculum?	5	6	7	1	19
TOTAL		26	61	75	9	171
10.	Do you think there is a need to modify your syllabus? (Yes/No) If yes, specify what portion needs to be modified with justification.	YES: 2		NO: 17		19

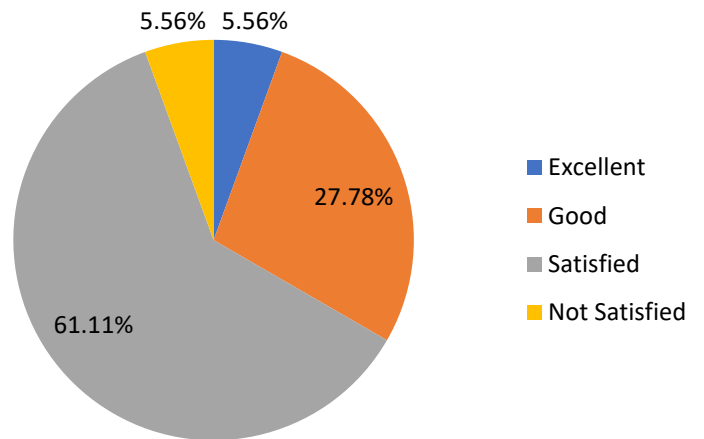


Program Name: Economics

For the academic year 2018-19 feedback was received from 36 numbers of students for the program Economics which are then analyzed and the analysis report is prepared and presented.

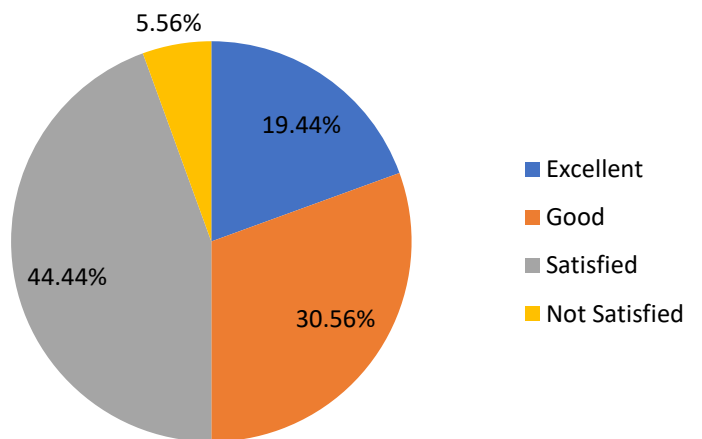
Q1 Rate the syllabus of the courses that you have studied in relation to the competencies expected.

	Frequency	Percent
Excellent	2	5.6
Good	10	27.8
Satisfied	22	61.1
Not Satisfied	2	5.6
Total	36	100.0



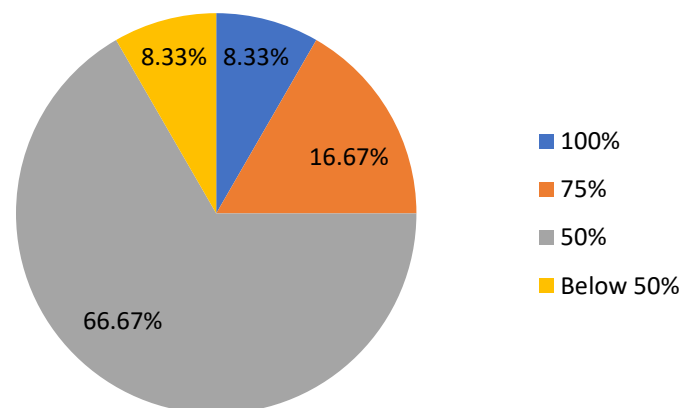
Q2 Rate the relevance of the units in the syllabus of each course

	Frequency	Percent
Excellent	7	19.4
Good	11	30.6
Satisfied	16	44.4
Not Satisfied	2	5.6
Total	36	100.0



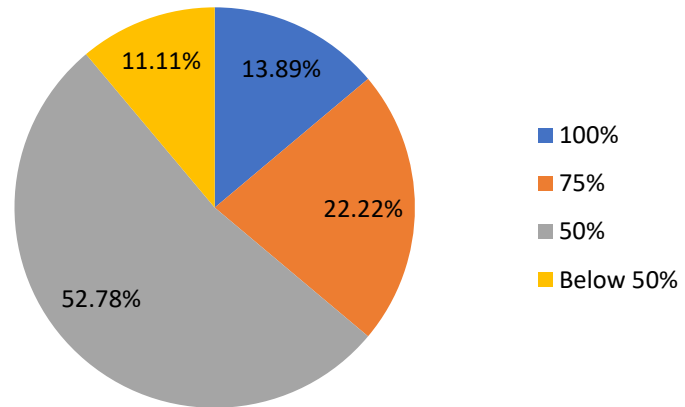
Q3 Rate how the curriculum supports the required Practical skills in the Laboratory

	Frequency	Percent
100%	3	8.3
75%	6	16.7
50%	24	66.7
Below 50%	3	8.3
Total	36	100.0



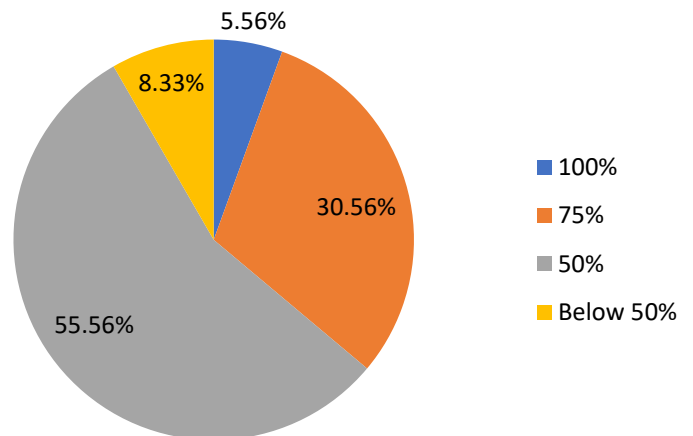
Q4 Rate your curriculum in terms of providing the basic knowledge required for further Education.

	Frequency	Percent
100%	5	13.9
75%	8	22.2
50%	19	52.8
Below 50%	4	11.1
Total	36	100.0



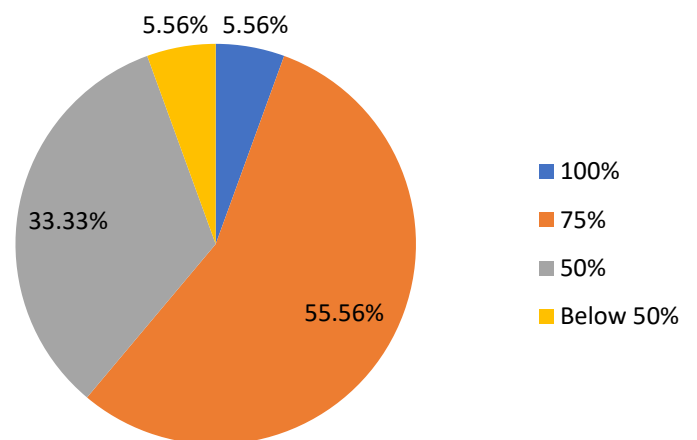
Q5 How far your syllabus was useful to crack the CSIR/ UGC NET/APSET/GATE/..?

	Frequency	Percent
100%	2	5.6
75%	11	30.6
50%	20	55.6
Below 50%	3	8.3
Total	36	100.0



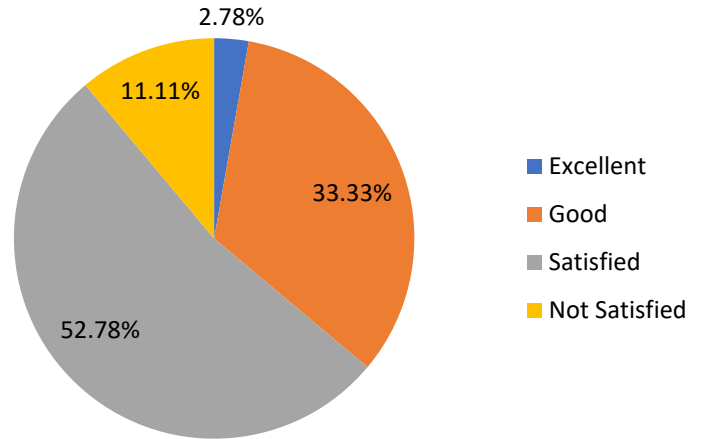
Q6 Rate the Curriculum – in terms of providing employability after completion of the program.

	Frequency	Percent
100%	2	5.6
75%	20	55.6
50%	12	33.3
Below 50%	2	5.6
Total	36	100.0



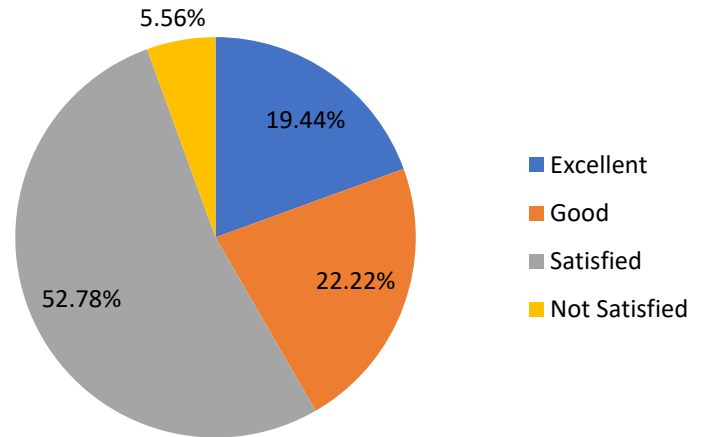
Q7 Rate the curriculum in improving your knowledge in the subject studied?

	Frequency	Percent
Excellent	1	2.8
Good	12	33.3
Satisfied	19	52.8
Not Satisfied	4	11.1
Total	36	100.0



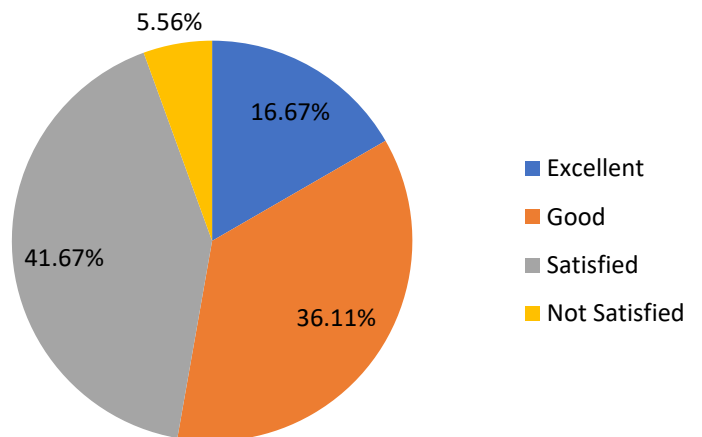
Q8 Rate the curriculum in terms of content evolving from basic level to Advanced Level in the ascending order of semesters.

	Frequency	Percent
Excellent	7	19.4
Good	8	22.2
Satisfied	19	52.8
Not Satisfied	2	5.6
Total	36	100.0



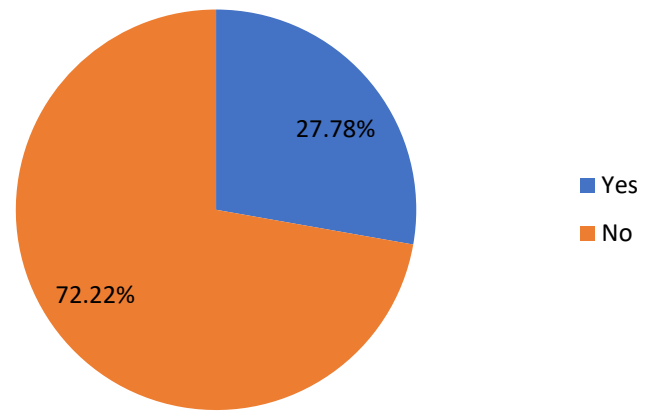
Q9 What is your overall opinion regarding the existing Curriculum?

	Frequency	Percent
Excellent	6	16.7
Good	13	36.1
Satisfied	15	41.7
Not Satisfied	2	5.6
Total	36	100.0



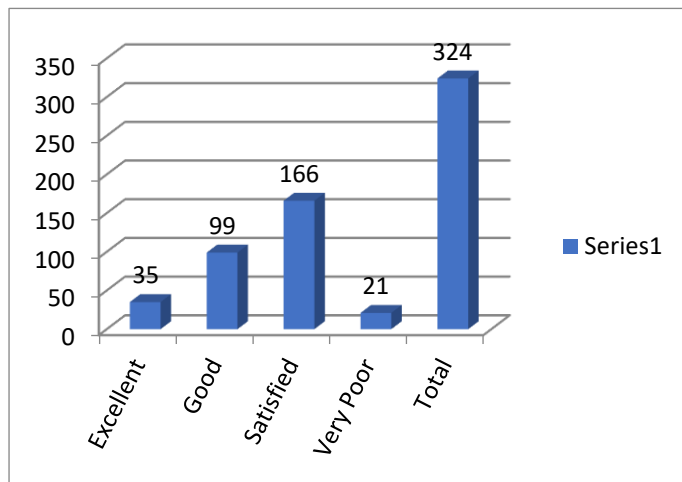
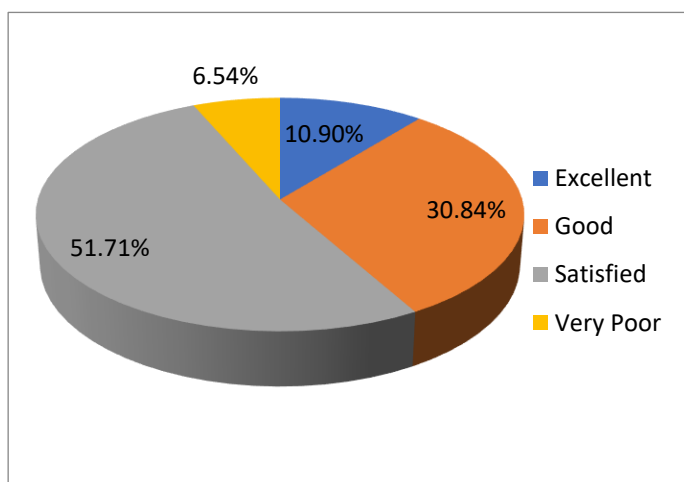
Q10 Do you think there is a need to modify your syllabus? (Yes/No) If yes, specify what portion needs to be modified with justification.

	Frequency	Percent
Yes	10	27.8
No	26	72.2
Total	36	100.0



Consolidated statement of analysis:

S. No	Question	No. of students opined				Total no. of Responses
		Excellent/ (100%)	Good/ (75%)	Satisfied/ (50%)	Not Satisfied/ (Below 50%)	
1.	Rate the syllabus of the courses that you have studied in relation to the competencies expected.	2	10	22	2	36
2.	Rate the relevance of the units in the syllabus of each course.	7	11	16	2	36
3.	Rate how the curriculum supports the required Practical skills in the Laboratory	3	6	24	3	36
4.	Rate your curriculum in terms of providing the basic knowledge required for further Education.	5	8	19	4	36
5.	How far your syllabus was useful to crack the CSIR/ UGC NET/APSET/GATE/..?	2	11	20	3	36
6.	Rate the Curriculum – in terms of providing employability after completion of the program.	2	20	12	2	36
7.	Rate the curriculum in improving your knowledge in the subject studied?	1	12	19	4	36
8.	Rate the curriculum in terms of content evolving from basic level to Advanced Level in the ascending order of semesters.	7	8	19	2	36
9.	What is your over all opinion regarding the existing Curriculum?	6	13	15	2	36
TOTAL		35	99	166	21	324
10.	Do you think there is a need to modify your syllabus? (Yes/No) If yes, specify what portion needs to be modified with justification.	YES: 10		NO: 26		36

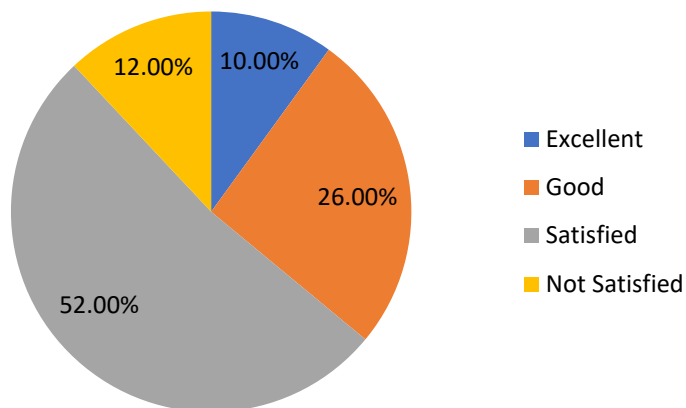


Program Name: English

For the academic year 2018-19 feedback was received from 50 numbers of students for the program English which are then analyzed and the analysis report is prepared and presented.

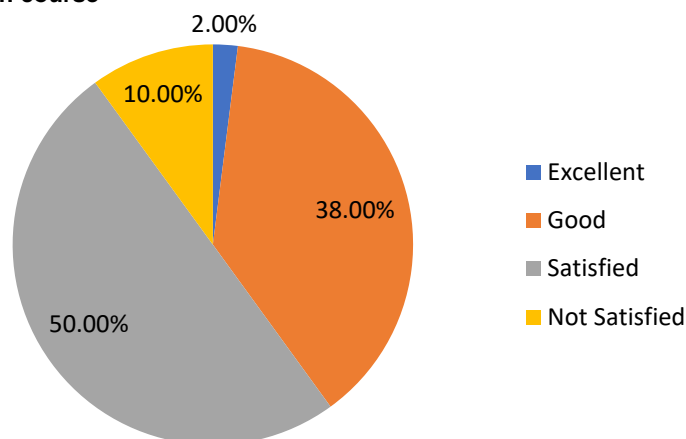
Q1 Rate the syllabus of the courses that you have studied in relation to the competencies expected.

	Frequency	Percent
Excellent	5	10.0
Good	13	26.0
Satisfied	26	52.0
Not Satisfied	6	12.0
Total	50	100.0



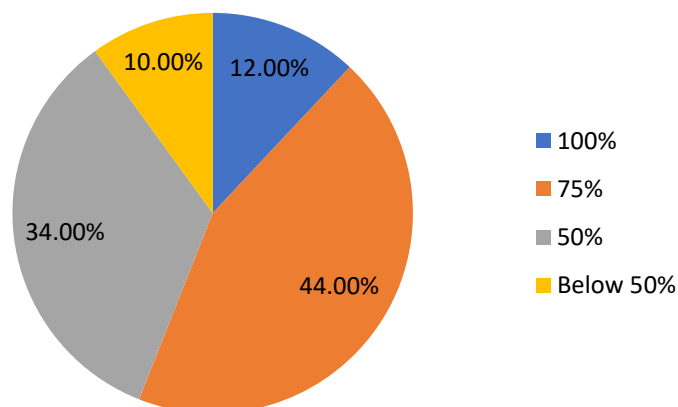
Q2 Rate the relevance of the units in the syllabus of each course

	Frequency	Percent
Excellent	1	2.0
Good	19	38.0
Satisfied	25	50.0
Not Satisfied	5	10.0
Total	50	100.0



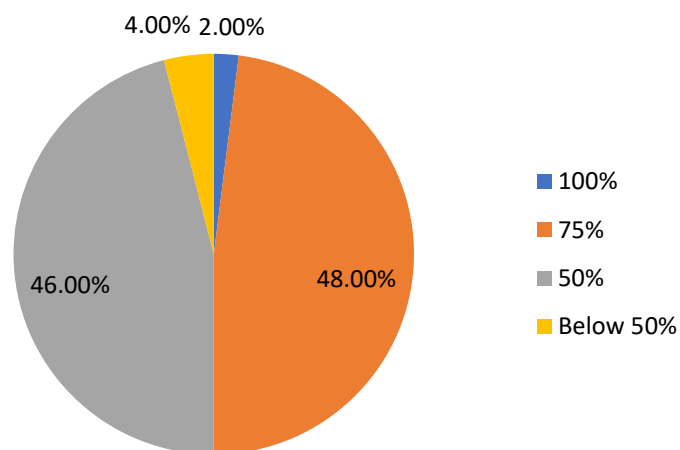
Q3 Rate how the curriculum supports the required Practical skills in the Laboratory

	Frequency	Percent
100%	6	12.0
75%	22	44.0
50%	17	34.0
Below 50%	5	10.0
Total	50	100.0



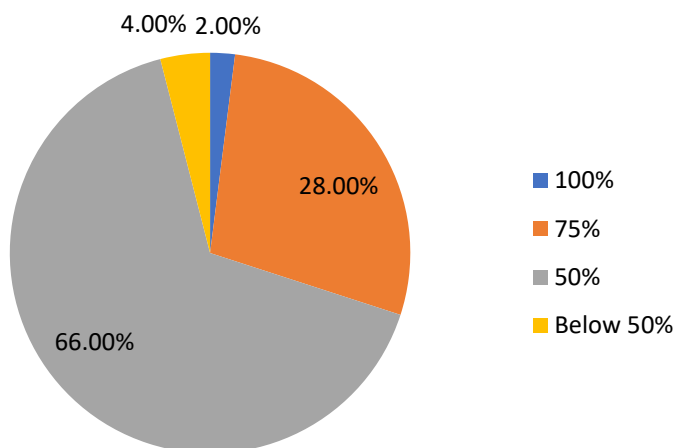
Q4 Rate your curriculum in terms of providing the basic knowledge required for further Education.

	Frequency	Percent
100%	1	2.0
75%	24	48.0
50%	23	46.0
Below 50%	2	4.0
Total	50	100.0



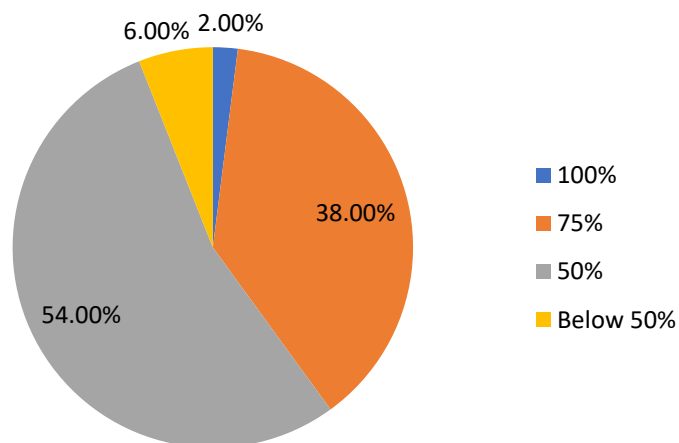
Q5 How far your syllabus was useful to crack the CSIR/ UGC NET/APSET/GATE/..?

	Frequency	Percent
100%	1	2.0
75%	14	28.0
50%	33	66.0
Below 50%	2	4.0
Total	50	100.0



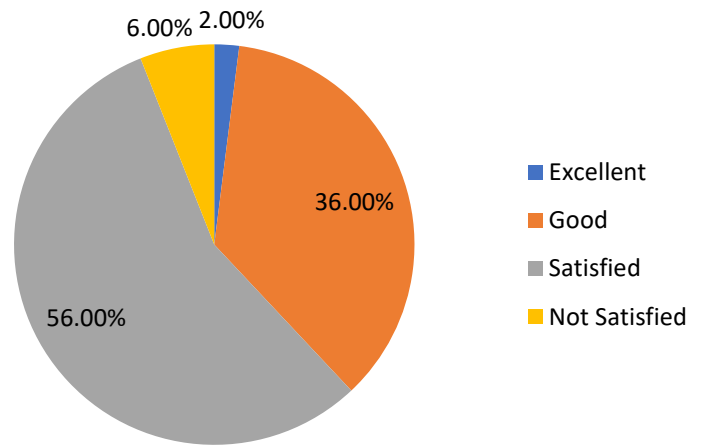
Q6 Rate the Curriculum – in terms of providing employability after completion of the program.

	Frequency	Percent
100%	1	2.0
75%	19	38.0
50%	27	54.0
Below 50%	3	6.0
Total	50	100.0



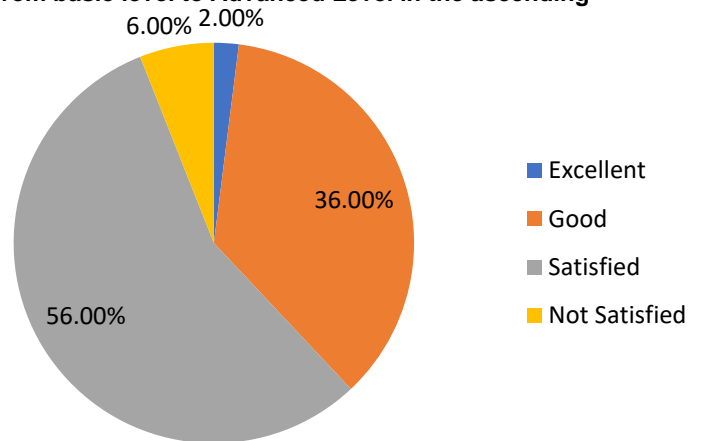
Q7 Rate the curriculum in improving your knowledge in the subject studied?

	Frequency	Percent
Excellent	1	2.0
Good	18	36.0
Satisfied	28	56.0
Not Satisfied	3	6.0
Total	50	100.0



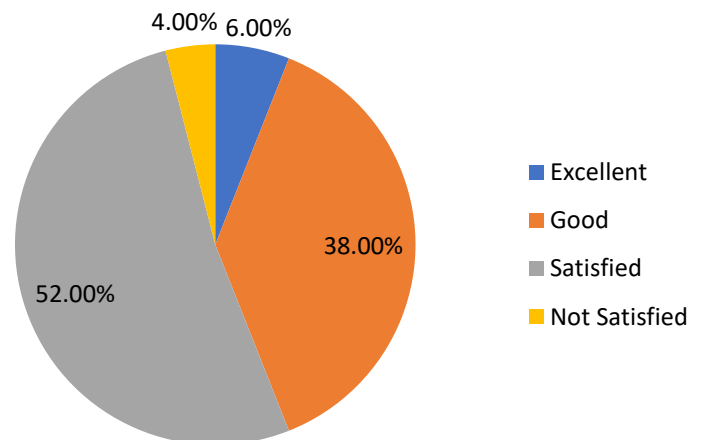
Q8 Rate the curriculum in terms of content evolving from basic level to Advanced Level in the ascending order of semesters.

	Frequency	Percent
Excellent	1	2.0
Good	18	36.0
Satisfied	28	56.0
Not Satisfied	3	6.0
Total	50	100.0



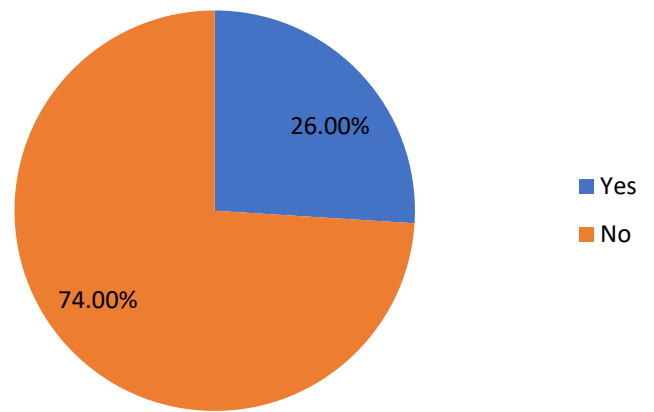
Q9 What is your overall opinion regarding the existing Curriculum?

	Frequency	Percent
Excellent	3	6.0
Good	19	38.0
Satisfied	26	52.0
Not Satisfied	2	4.0
Total	50	100.0



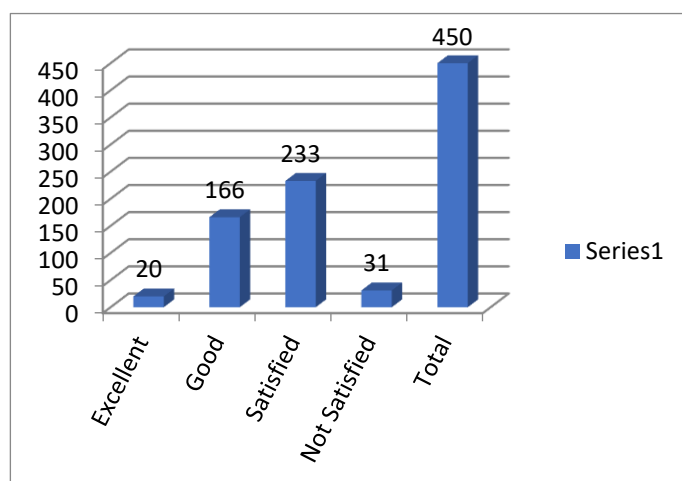
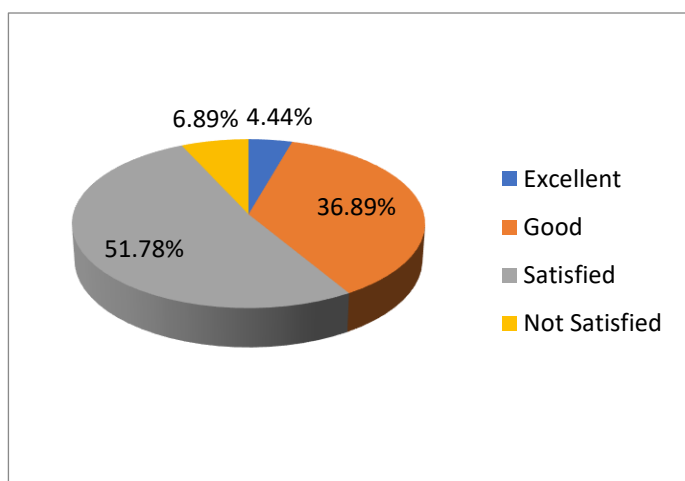
Q10 Do you think there is a need to modify your syllabus? (Yes/No) If yes, specify what portion needs to be modified with justification.

	Frequency	Percent
Yes	13	26.0
No	37	74.0
Total	50	100.0



Consolidated statement of analysis:

S. No	Question	No. of students opined				Total no. of Responses
		Excellent/ (100%)	Good/ (75%)	Satisfied/ (50%)	Not Satisfied/ (Below 50%)	
1.	Rate the syllabus of the courses that you have studied in relation to the competencies expected.	5	13	26	6	50
2.	Rate the relevance of the units in the syllabus of each course.	1	19	25	5	50
3.	Rate how the curriculum supports the required Practical skills in the Laboratory	6	22	17	5	50
4.	Rate your curriculum in terms of providing the basic knowledge required for further Education.	1	24	23	2	50
5.	How far your syllabus was useful to crack the CSIR/ UGC NET/APSET/GATE/..?	1	14	33	2	50
6.	Rate the Curriculum – in terms of providing employability after completion of the program.	1	19	27	3	50
7.	Rate the curriculum in improving your knowledge in the subject studied?	1	18	28	3	50
8.	Rate the curriculum in terms of content evolving from basic level to Advanced Level in the ascending order of semesters.	1	18	28	3	50
9.	What is your over all opinion regarding the existing Curriculum?	3	19	26	2	50
TOTAL		20	166	233	31	450
10.	Do you think there is a need to modify your syllabus? (Yes/No) If yes, specify what portion needs to be modified with justification.	YES: 13		NO: 37		50

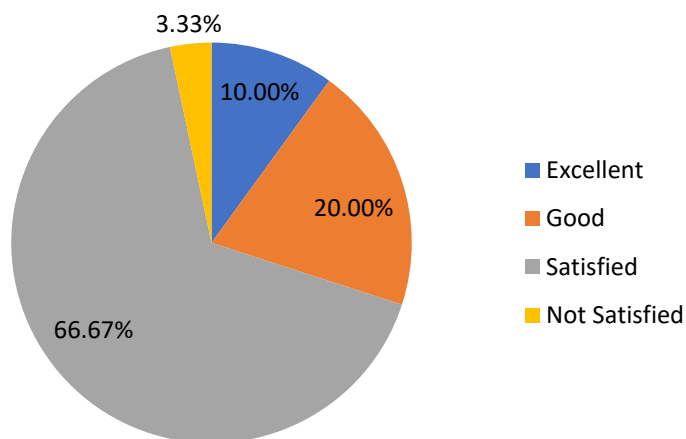


Program Name: M. Com

For the academic year 2018-19 feedback was received from 30 numbers of students for the program M.com which are then analyzed and the analysis report is prepared and presented.

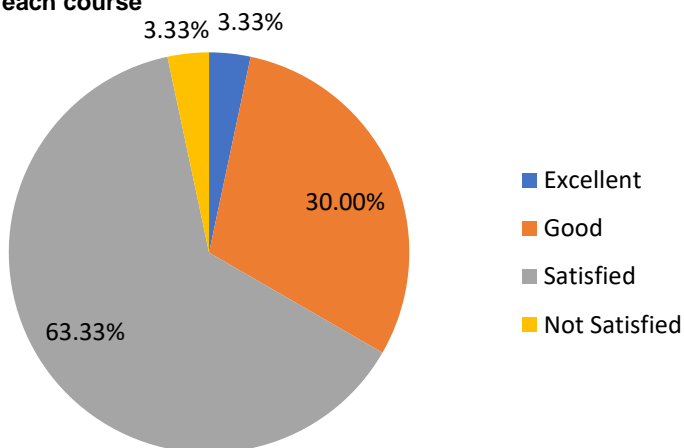
Q1 Rate the syllabus of the courses that you have studied in relation to the competencies expected.

	Frequency	Percent
Excellent	3	10.0
Good	6	20.0
Satisfied	20	66.7
Not Satisfied	1	3.3
Total	30	100.0



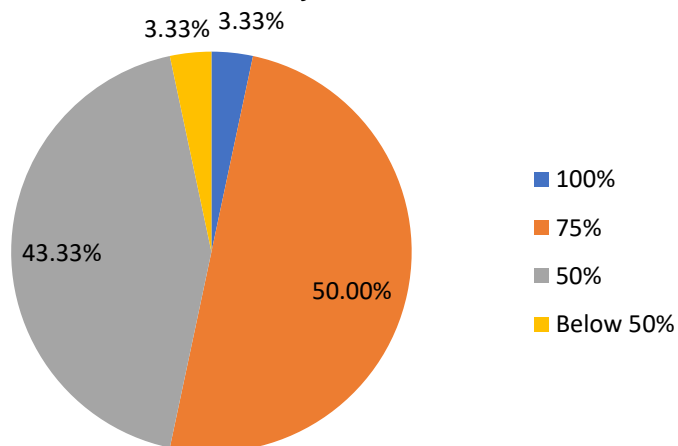
Q2 Rate the relevance of the units in the syllabus of each course

	Frequency	Percent
Excellent	1	3.3
Good	9	30.0
Satisfied	19	63.3
Not Satisfied	1	3.3
Total	30	100.0



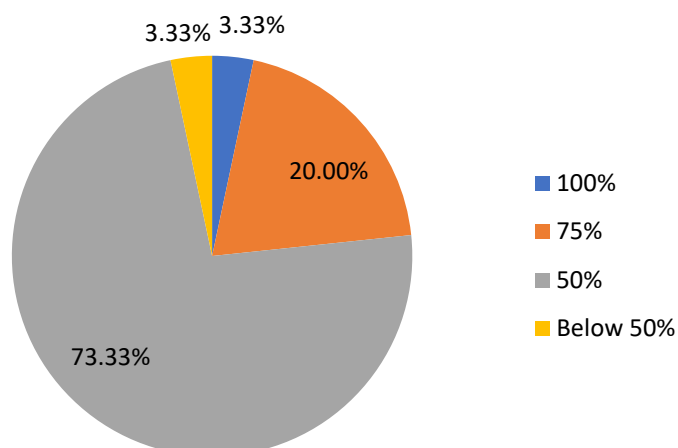
Q3 Rate how the curriculum supports the required Practical skills in the Laboratory

	Frequency	Percent
100%	1	3.3
75%	15	50.0
50%	13	43.3
Below 50%	1	3.3
Total	30	100.0



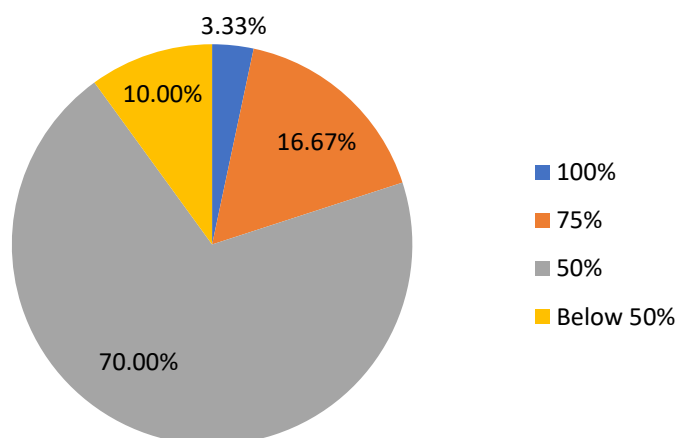
Q4 Rate your curriculum in terms of providing the basic knowledge required for further Education.

	Frequency	Percent
100%	1	3.3
75%	6	20.0
50%	22	73.3
Below 50%	1	3.3
Total	30	100.0



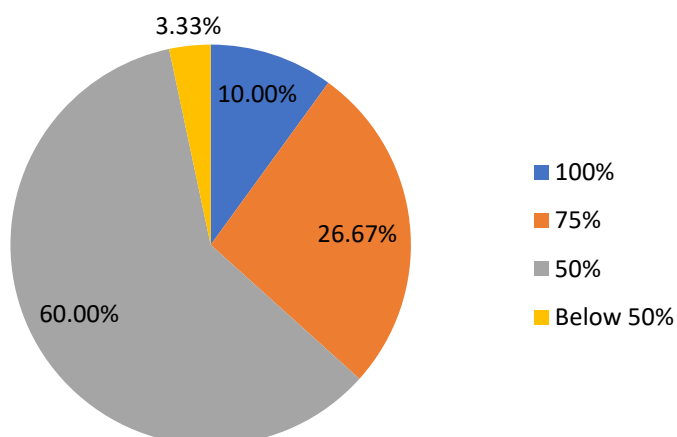
Q5 How far your syllabus was useful to crack the CSIR/ UGC NET/APSET/GATE/..?

	Frequency	Percent
100%	1	3.3
75%	5	16.7
50%	21	70.0
Below 50%	3	10.0
Total	30	100.0



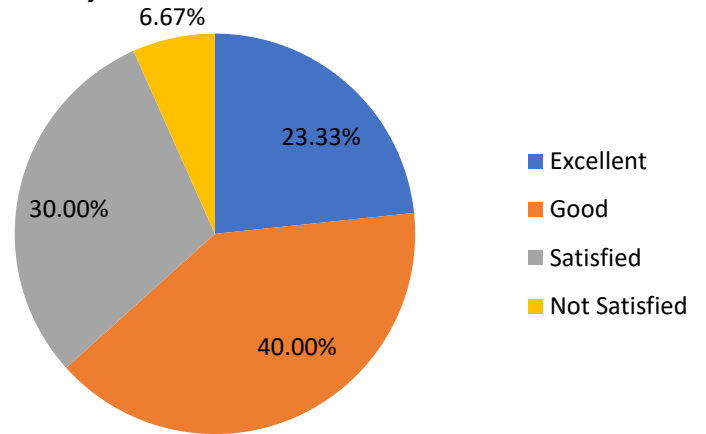
Q6 Rate the Curriculum – in terms of providing employability after completion of the program.

	Frequency	Percent
100%	3	10.0
75%	8	26.7
50%	18	60.0
Below 50%	1	3.3
Total	30	100.0



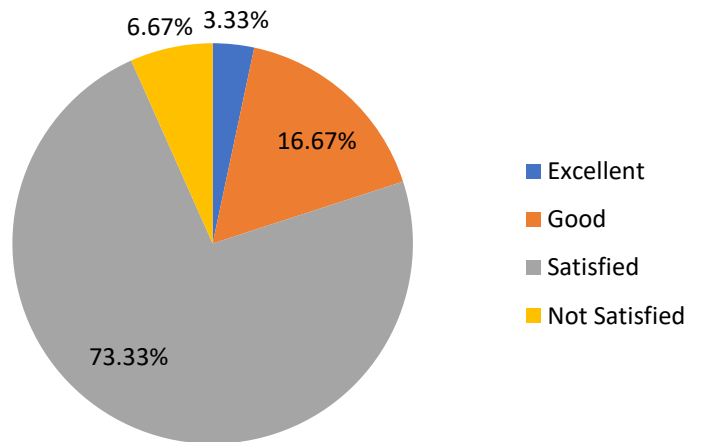
Q7 Rate the curriculum in improving your knowledge in the subject studied?

	Frequency	Percent
Excellent	7	23.3
Good	12	40.0
Satisfied	9	30.0
Not Satisfied	2	6.7
Total	30	100.0



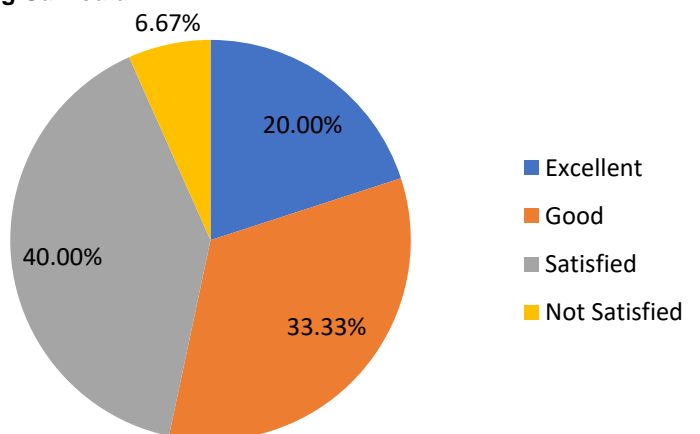
Q8 Rate the curriculum in terms of content evolving from basic level to Advanced Level in the ascending order of semesters.

	Frequency	Percent
Excellent	1	3.3
Good	5	16.7
Satisfied	22	73.3
Not Satisfied	2	6.7
Total	30	100.0



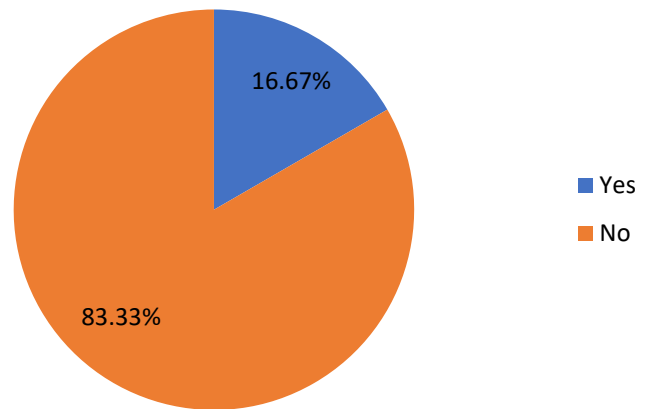
Q9 What is your overall opinion regarding the existing Curriculum?

	Frequency	Percent
Excellent	6	20.0
Good	10	33.3
Satisfied	12	40.0
Not Satisfied	2	6.7
Total	30	100.0



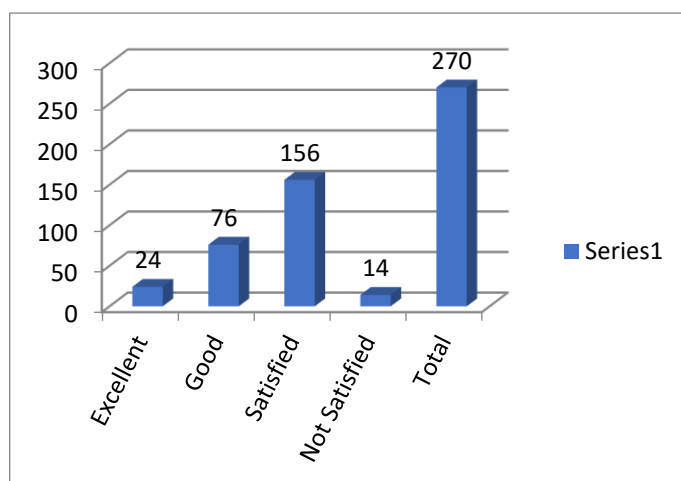
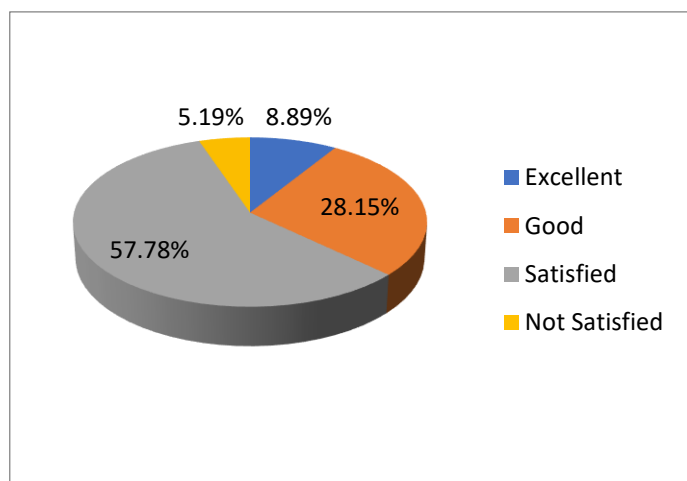
Q10 Do you think there is a need to modify your syllabus? (Yes/No) If yes, specify what portion needs to be modified with justification.

	Frequency	Percent
Yes	5	16.7
No	25	83.3
Total	30	100.0



Consolidated statement of analysis:

S. No	Question	No. of students opined				Total no. of Responses
		Excellent/ (100%)	Good/ (75%)	Satisfied/ (50%)	Not Satisfied/ (Below 50%)	
1.	Rate the syllabus of the courses that you have studied in relation to the competencies expected.	3	6	20	1	30
2.	Rate the relevance of the units in the syllabus of each course.	1	9	19	1	30
3.	Rate how the curriculum supports the required Practical skills in the Laboratory	1	15	13	1	30
4.	Rate your curriculum in terms of providing the basic knowledge required for further Education.	1	6	22	1	30
5.	How far your syllabus was useful to crack the CSIR/ UGC NET/APSET/GATE/..?	1	5	21	3	30
6.	Rate the Curriculum – in terms of providing employability after completion of the program.	3	8	18	1	30
7.	Rate the curriculum in improving your knowledge in the subject studied?	7	12	9	2	30
8.	Rate the curriculum in terms of content evolving from basic level to Advanced Level in the ascending order of semesters.	1	5	22	2	30
9.	What is your over all opinion regarding the existing Curriculum?	6	10	12	2	30
TOTAL		24	76	156	14	270
10.	Do you think there is a need to modify your syllabus? (Yes/No) If yes, specify what portion needs to be modified with justification.	YES: 5		NO: 25		30

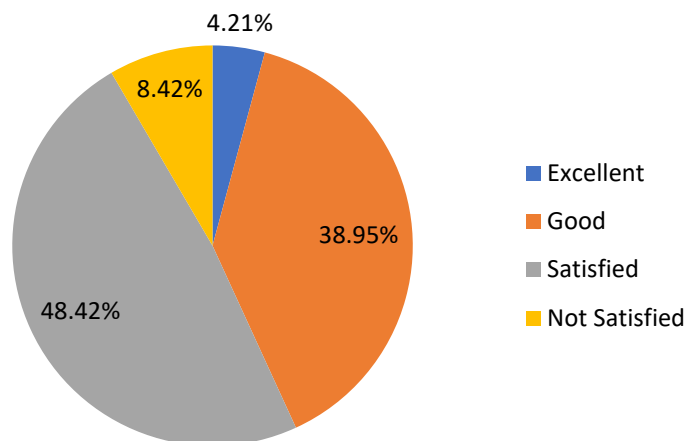


Program Name: MBA

For the academic year 2018-19 feedback was received from 95 numbers of students for the program M. A. M.com which are then analyzed and the analysis report is prepared and presented.

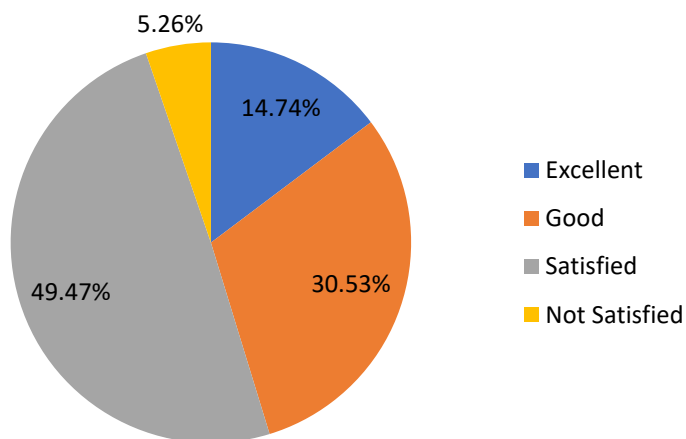
Q1 Rate the syllabus of the courses that you have studied in relation to the competencies expected.

	Frequency	Percent
Excellent	4	4.2
Good	37	38.9
Satisfied	46	48.4
Not Satisfied	8	8.4
Total	95	100.0



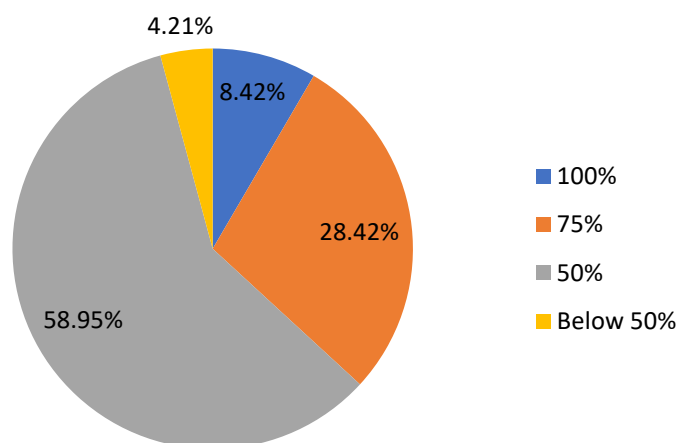
Q2 Rate the relevance of the units in the syllabus of each course

	Frequency	Percent
Excellent	14	14.7
Good	29	30.5
Satisfied	47	49.5
Not Satisfied	5	5.3
Total	95	100.0



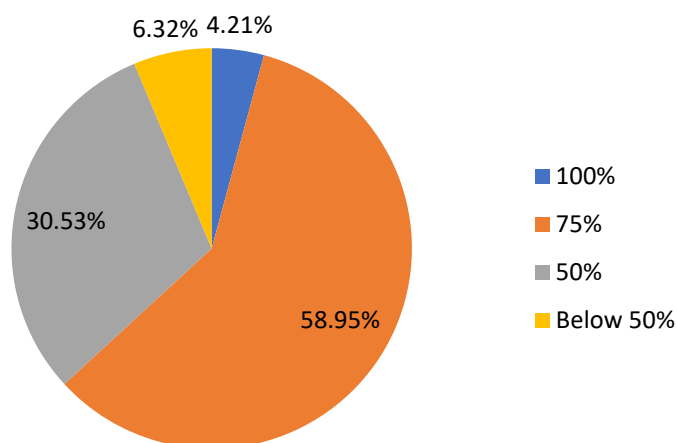
Q3 Rate how the curriculum supports the required Practical skills in the Laboratory

	Frequency	Percent
100%	8	8.4
75%	27	28.4
50%	56	58.9
Below 50%	4	4.2
Total	95	100.0



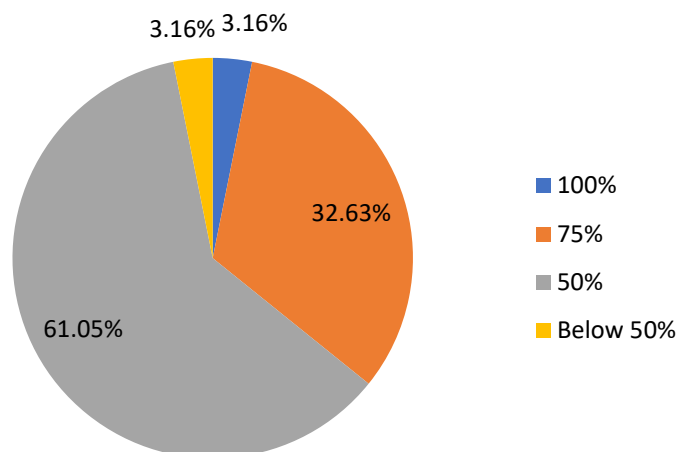
Q4 Rate your curriculum in terms of providing the basic knowledge required for further Education.

	Frequency	Percent
100%	4	4.2
75%	56	58.9
50%	29	30.5
Below 50%	6	6.3
Total	95	100.0



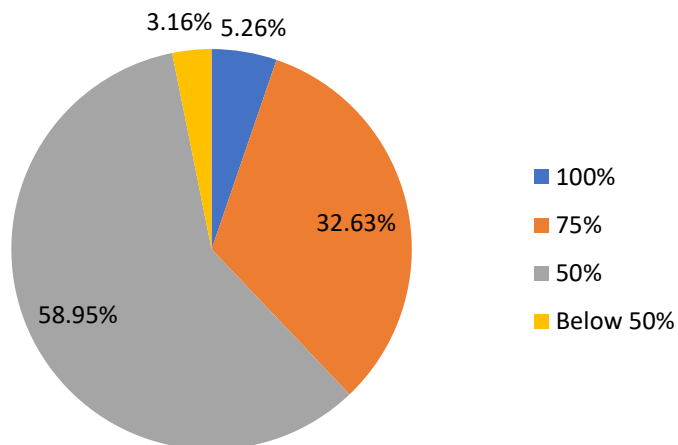
Q5 How far your syllabus was useful to crack the CSIR/ UGC NET/APSET/GATE/..?

	Frequency	Percent
100%	3	3.2
75%	31	32.6
50%	58	61.1
Below 50%	3	3.2
Total	95	100.0



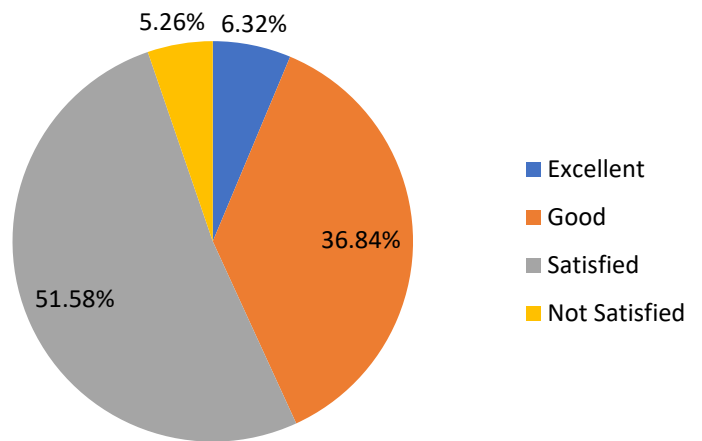
Q6 Rate the Curriculum – in terms of providing employability after completion of the program.

	Frequency	Percent
100%	5	5.3
75%	31	32.6
50%	56	58.9
Below 50%	3	3.2
Total	95	100.0



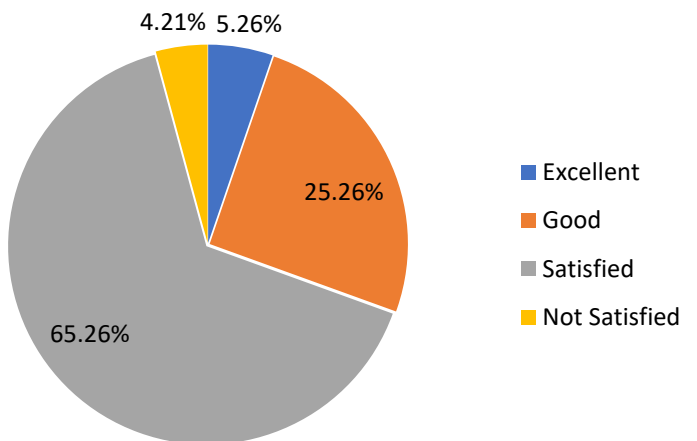
Q7 Rate the curriculum in improving your knowledge in the subject studied?

	Frequency	Percent
Excellent	6	6.3
Good	35	36.8
Satisfied	49	51.6
Not Satisfied	5	5.3
Total	95	100.0



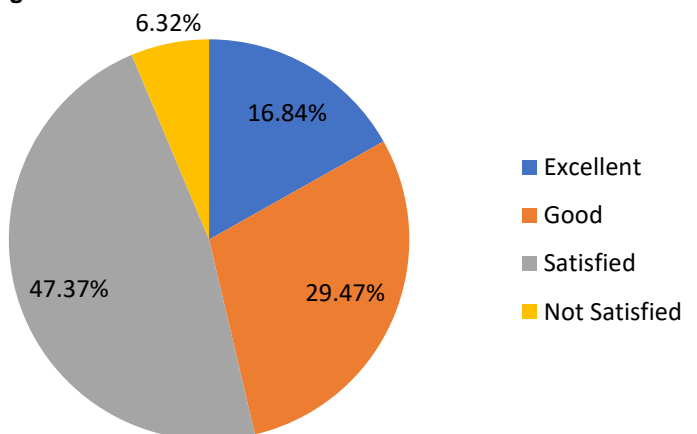
Q8 Rate the curriculum in terms of content evolving from basic level to Advanced Level in the ascending order of semesters.

	Frequency	Percent
Excellent	5	5.3
Good	24	25.3
Satisfied	62	65.3
Not Satisfied	4	4.2
Total	95	100.0



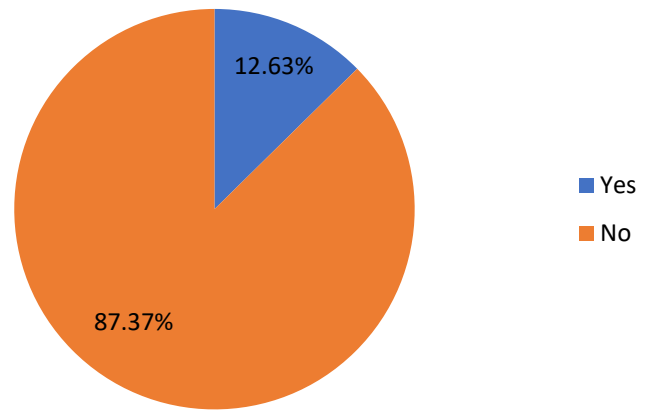
Q9 What is your overall opinion regarding the existing Curriculum?

	Frequency	Percent
Excellent	16	16.8
Good	28	29.5
Satisfied	45	47.4
Not Satisfied	6	6.3
Total	95	100.0



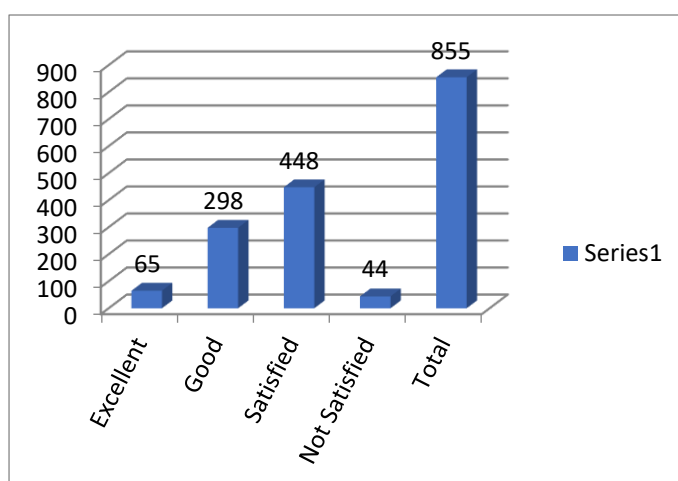
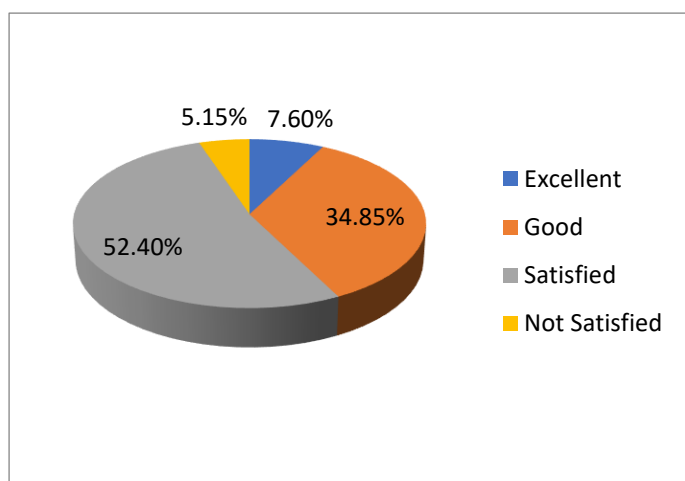
Q10 Do you think there is a need to modify your syllabus? (Yes/No) If yes, specify what portion needs to be modified with justification.

	Frequency	Percent
Yes	12	12.6
No	83	87.4
Total	95	100.0



Consolidated statement of analysis:

S. No	Question	No. of students opined				Total no. of Responses
		Excellent/ (100%)	Good/ (75%)	Satisfied/ (50%)	Not Satisfied/ (Below 50%)	
1.	Rate the syllabus of the courses that you have studied in relation to the competencies expected.	4	37	46	8	95
2.	Rate the relevance of the units in the syllabus of each course.	14	29	47	5	95
3.	Rate how the curriculum supports the required Practical skills in the Laboratory	8	27	56	4	95
4.	Rate your curriculum in terms of providing the basic knowledge required for further Education.	4	56	29	6	95
5.	How far your syllabus was useful to crack the CSIR/ UGC NET/APSET/GATE/..?	3	31	58	3	95
6.	Rate the Curriculum – in terms of providing employability after completion of the program.	5	31	56	3	95
7.	Rate the curriculum in improving your knowledge in the subject studied?	6	35	49	5	95
8.	Rate the curriculum in terms of content evolving from basic level to Advanced Level in the ascending order of semesters.	5	24	62	4	95
9.	What is your over all opinion regarding the existing Curriculum?	16	28	45	6	95
TOTAL		65	298	448	44	855
10.	Do you think there is a need to modify your syllabus? (Yes/No) If yes, specify what portion needs to be modified with justification.	YES: 12		NO: 83		95

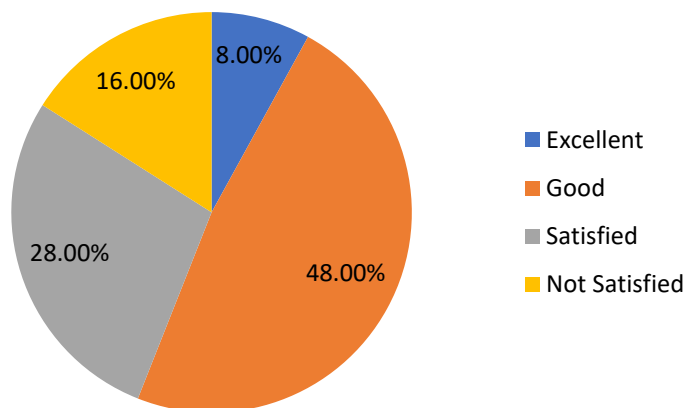


Program Name: MBT

For the academic year 2018-19 feedback was received from 25 numbers of students for the program MBT which are then analyzed and the analysis report is prepared and presented.

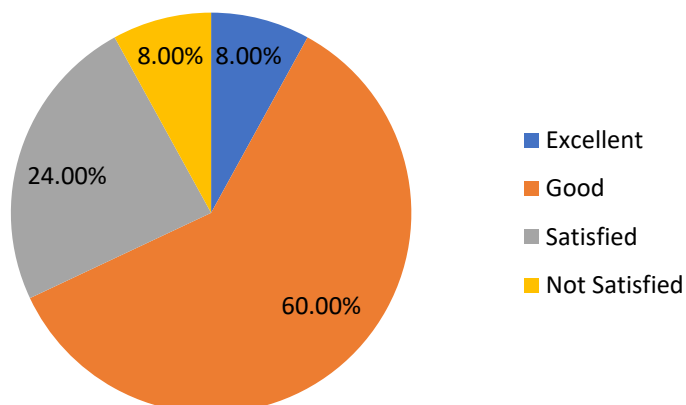
Q1 Rate the syllabus of the courses that you have studied in relation to the competencies expected.

	Frequency	Percent
Excellent	2	8.0
Good	12	48.0
Satisfied	7	28.0
Not Satisfied	4	16.0
Total	25	100.0



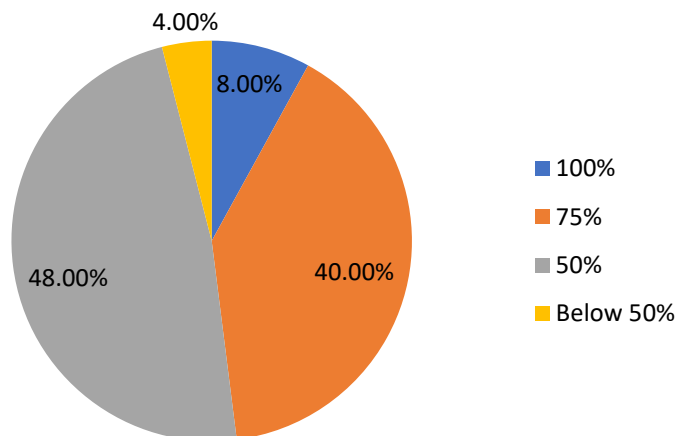
Q2 Rate the relevance of the units in the syllabus of each course

	Frequency	Percent
Excellent	2	8.0
Good	15	60.0
Satisfied	6	24.0
Not Satisfied	2	8.0
Total	25	100.0



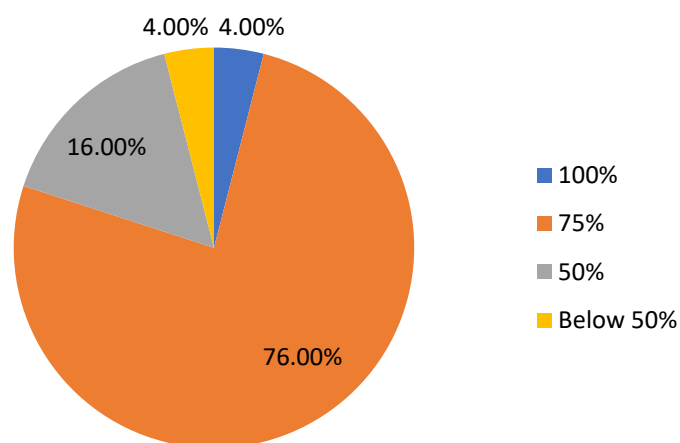
Q3 Rate how the curriculum supports the required Practical skills in the Laboratory

	Frequency	Percent
100%	2	8.0
75%	10	40.0
50%	12	48.0
Below 50%	1	4.0
Total	25	100.0



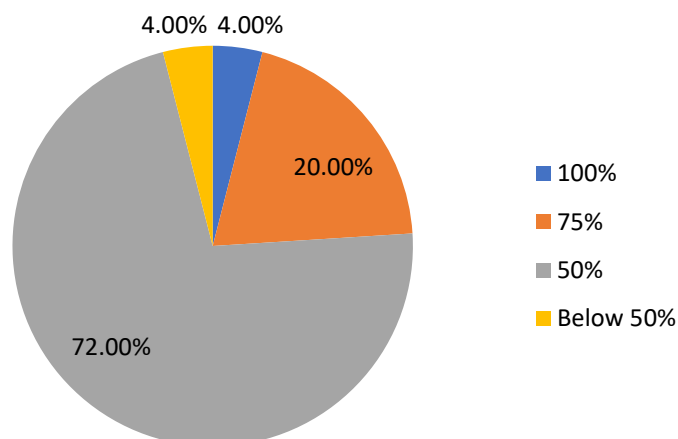
Q4 Rate your curriculum in terms of providing the basic knowledge required for further Education.

	Frequency	Percent
100%	1	4.0
75%	19	76.0
50%	4	16.0
Below 50%	1	4.0
Total	25	100.0



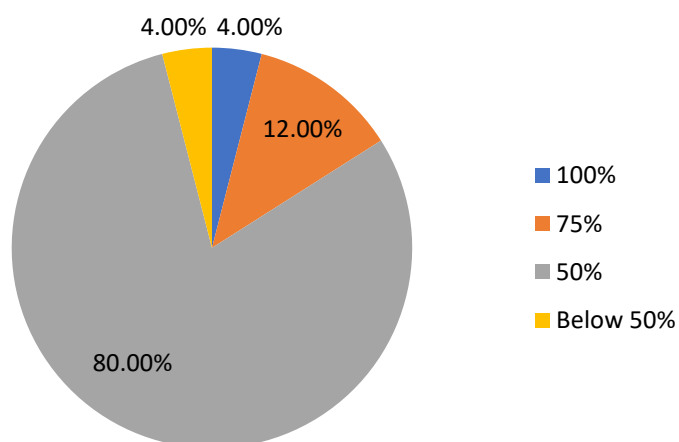
Q5 How far your syllabus was useful to crack the CSIR/ UGC NET/APSET/GATE/..?

	Frequency	Percent
100%	1	4.0
75%	5	20.0
50%	18	72.0
Below 50%	1	4.0
Total	25	100.0



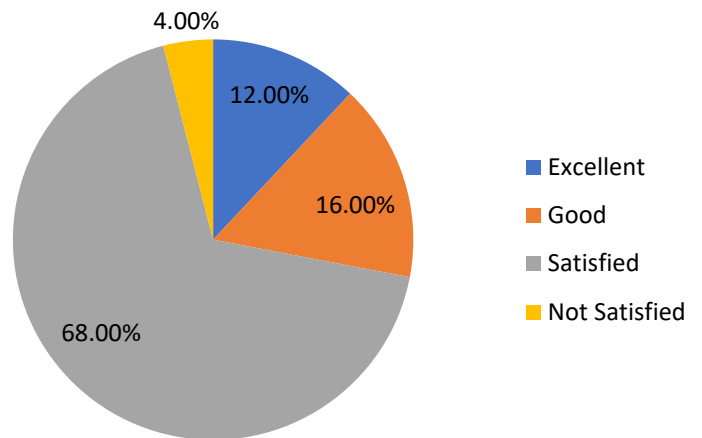
Q6 Rate the Curriculum – in terms of providing employability after completion of the program.

	Frequency	Percent
100%	1	4.0
75%	3	12.0
50%	20	80.0
Below 50%	1	4.0
Total	25	100.0



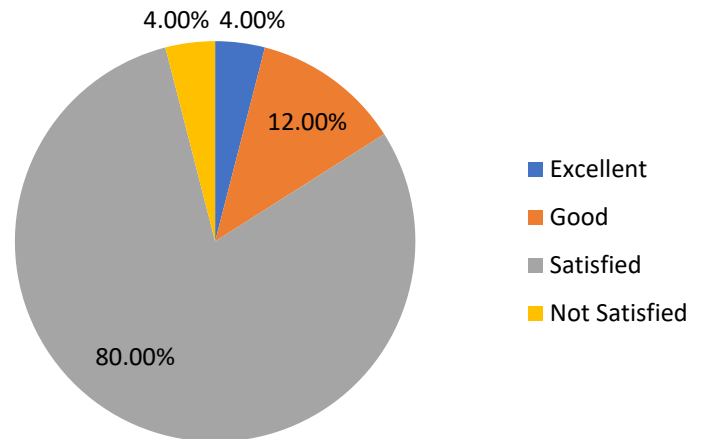
Q7 Rate the curriculum in improving your knowledge in the subject studied?

	Frequency	Percent
Excellent	3	12.0
Good	4	16.0
Satisfied	17	68.0
Not Satisfied	1	4.0
Total	25	100.0



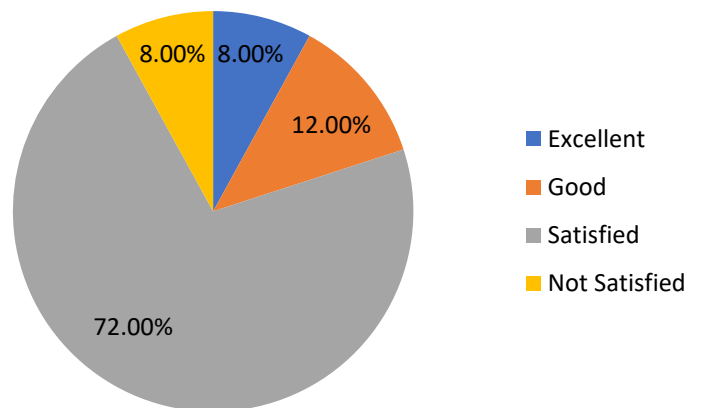
Q8 Rate the curriculum in terms of content evolving from basic level to Advanced Level in the ascending order of semesters.

	Frequency	Percent
Excellent	1	4.0
Good	3	12.0
Satisfied	20	80.0
Not Satisfied	1	4.0
Total	25	100.0



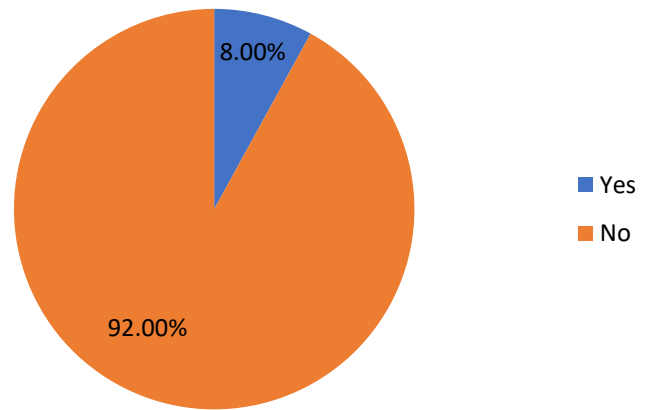
Q9 What is your overall opinion regarding the existing Curriculum?

	Frequency	Percent
Excellent	2	8.0
Good	3	12.0
Satisfied	18	72.0
Not Satisfied	2	8.0
Total	25	100.0



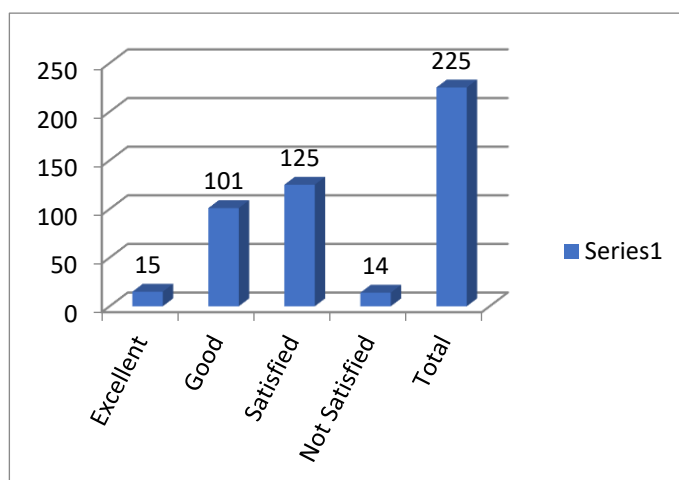
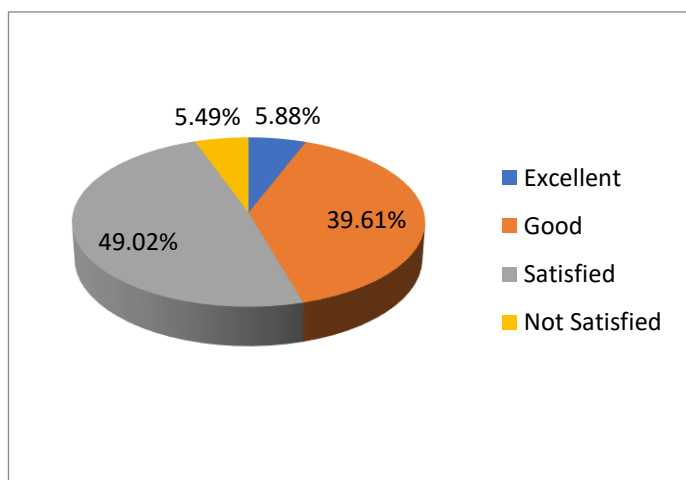
Q10 Do you think there is a need to modify your syllabus? (Yes/No) If yes, specify what portion needs to be modified with justification.

	Frequency	Percent
Yes	2	8.0
No	23	92.0
Total	25	100.0



Consolidated statement of analysis:

S. No	Question	No. of students opined				Total no. of Responses
		Excellent/ (100%)	Good/ (75%)	Satisfied/ (50%)	Not Satisfied/ (Below 50%)	
1.	Rate the syllabus of the courses that you have studied in relation to the competencies expected.	2	12	7	4	25
2.	Rate the relevance of the units in the syllabus of each course.	2	15	6	2	25
3.	Rate how the curriculum supports the required Practical skills in the Laboratory	2	10	12	1	25
4.	Rate your curriculum in terms of providing the basic knowledge required for further Education.	1	19	4	1	25
5.	How far your syllabus was useful to crack the CSIR/ UGC NET/APSET/GATE/..?	1	5	18	1	25
6.	Rate the Curriculum – in terms of providing employability after completion of the program.	1	3	20	1	25
7.	Rate the curriculum in improving your knowledge in the subject studied?	3	4	17	1	25
8.	Rate the curriculum in terms of content evolving from basic level to Advanced Level in the ascending order of semesters.	1	3	20	1	25
9.	What is your over all opinion regarding the existing Curriculum?	2	3	18	2	25
TOTAL		15	101	125	14	225
10.	Do you think there is a need to modify your syllabus? (Yes/No) If yes, specify what portion needs to be modified with justification.	YES: 2		NO: 23		25

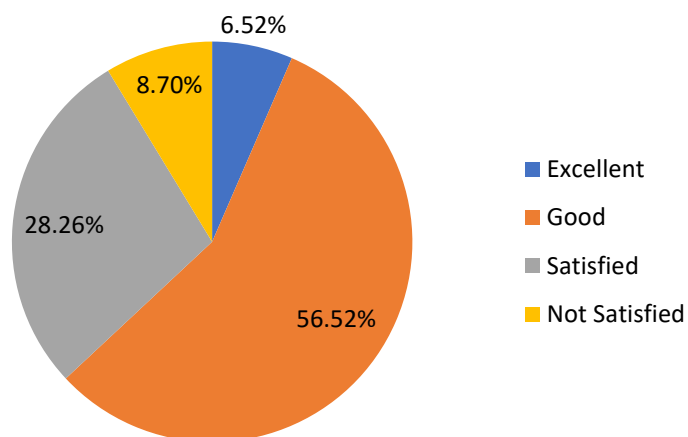


Program Name: Political Science

For the academic year 2018-19 feedback was received from 46 numbers of students for the program Political Science which are then analyzed and the analysis report is prepared and presented.

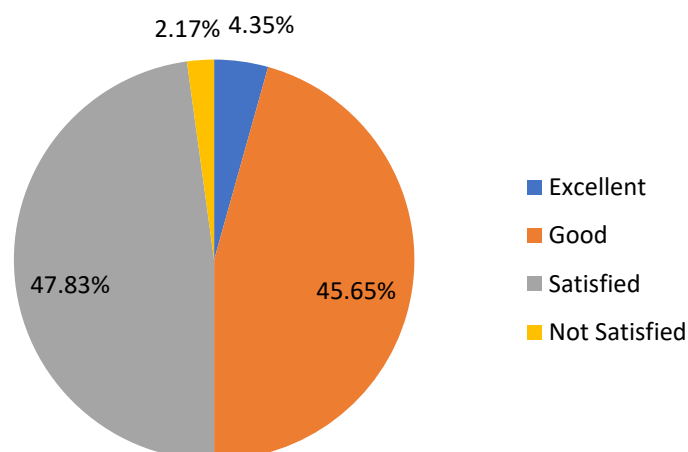
Q1 Rate the syllabus of the courses that you have studied in relation to the competencies expected.

	Frequency	Percent
Excellent	3	6.5
Good	26	56.5
Satisfied	13	28.3
Not Satisfied	4	8.7
Total	46	100.0



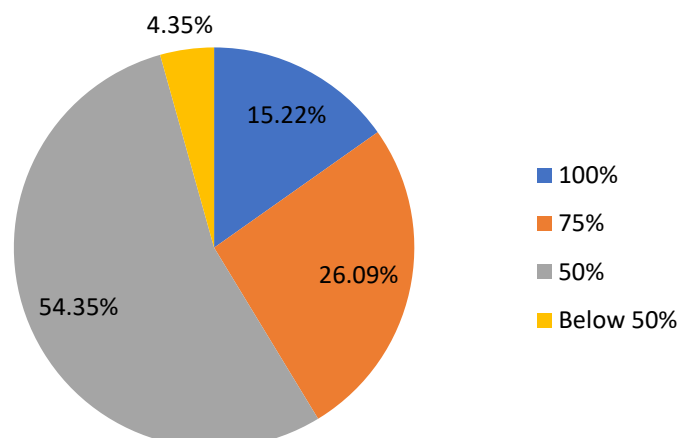
Q2 Rate the relevance of the units in the syllabus of each course

	Frequency	Percent
Excellent	2	4.3
Good	21	45.7
Satisfied	22	47.8
Not Satisfied	1	2.2
Total	46	100.0



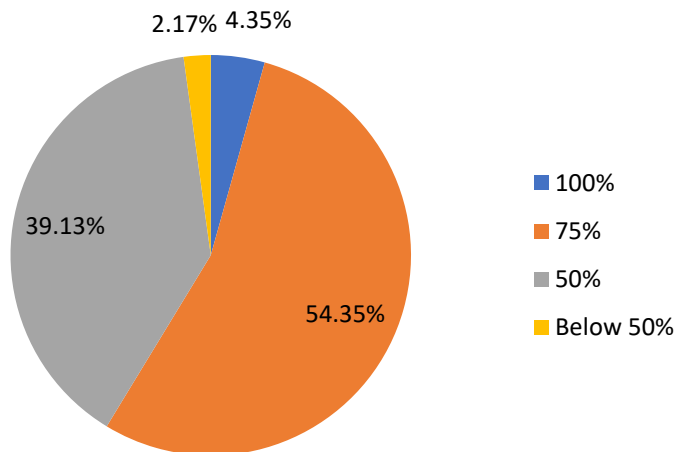
Q3 Rate how the curriculum supports the required Practical skills in the Laboratory

	Frequency	Percent
100%	7	15.2
75%	12	26.1
50%	25	54.3
Below 50%	2	4.3
Total	46	100.0



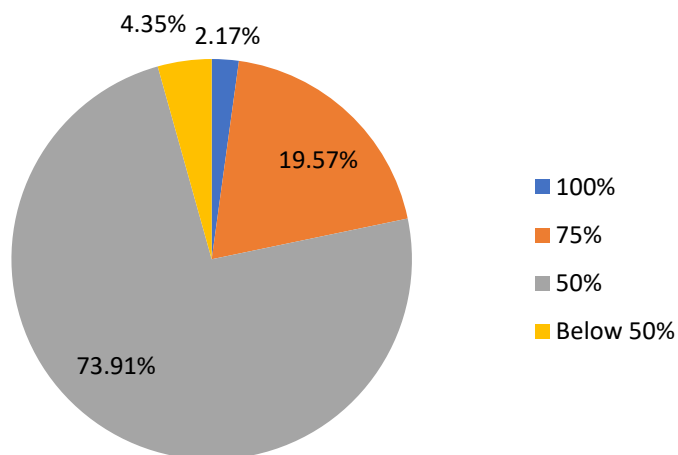
Q4 Rate your curriculum in terms of providing the basic knowledge required for further Education.

	Frequency	Percent
100%	2	4.3
75%	25	54.3
50%	18	39.1
Below 50%	1	2.2
Total	46	100.0



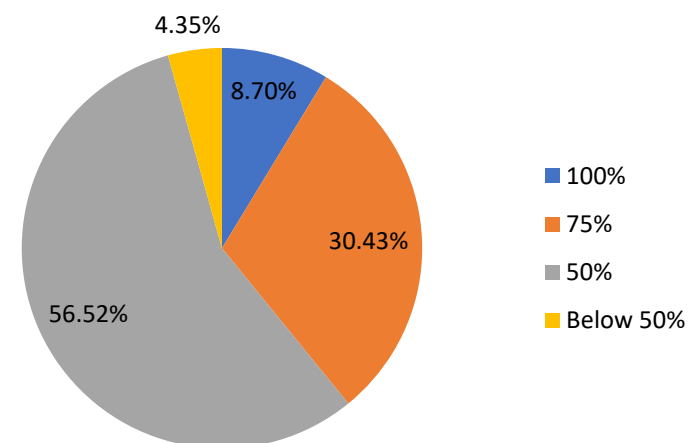
Q5 How far your syllabus was useful to crack the CSIR/ UGC NET/APSET/GATE/..?

	Frequency	Percent
100%	1	2.2
75%	9	19.6
50%	34	73.9
Below 50%	2	4.3
Total	46	100.0



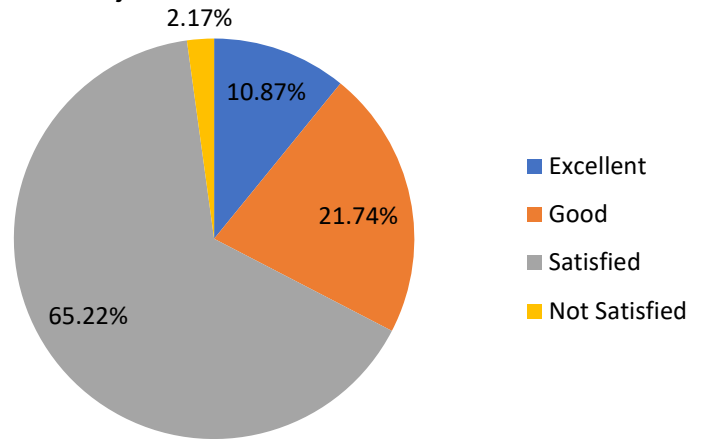
Q6 Rate the Curriculum – in terms of providing employability after completion of the program.

	Frequency	Percent
100%	4	8.7
75%	14	30.4
50%	26	56.5
Below 50%	2	4.3
Total	46	100.0



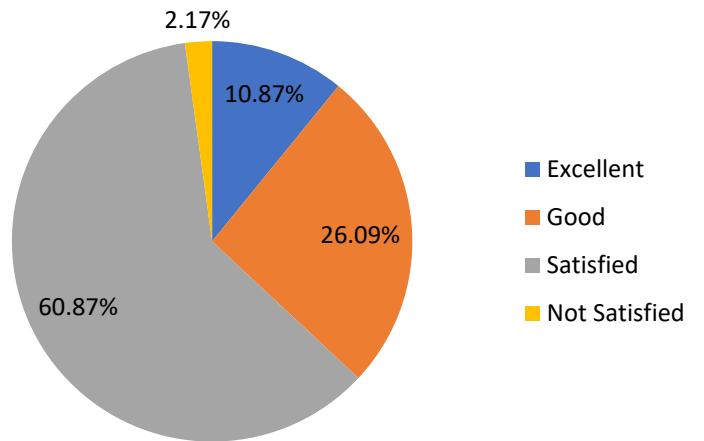
Q7 Rate the curriculum in improving your knowledge in the subject studied?

	Frequency	Percent
Excellent	5	10.9
Good	10	21.7
Satisfied	30	65.2
Not Satisfied	1	2.2
Total	46	100.0



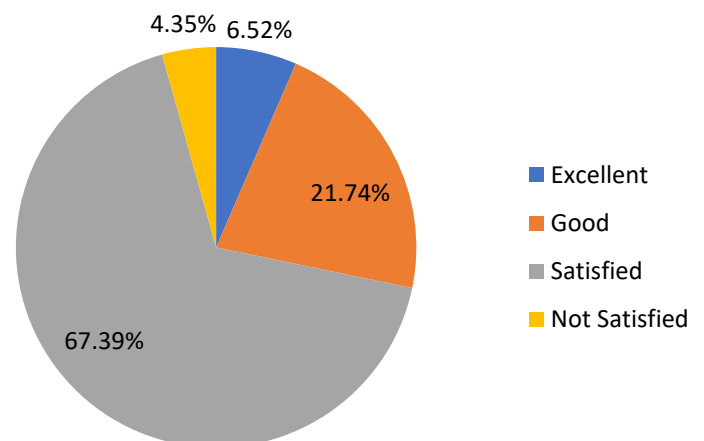
Q8 Rate the curriculum in terms of content evolving from basic level to Advanced Level in the ascending order of semesters.

	Frequency	Percent
Excellent	5	10.9
Good	12	26.1
Satisfied	28	60.9
Not Satisfied	1	2.2
Total	46	100.0



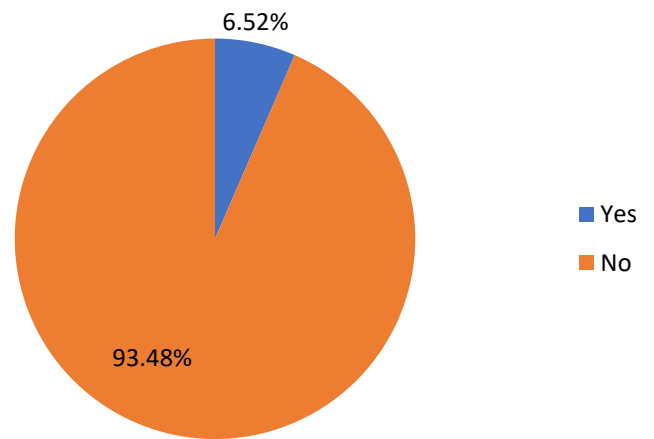
Q9 What is your overall opinion regarding the existing Curriculum?

	Frequency	Percent
Excellent	3	6.5
Good	10	21.7
Satisfied	31	67.4
Not Satisfied	2	4.3
Total	46	100.0



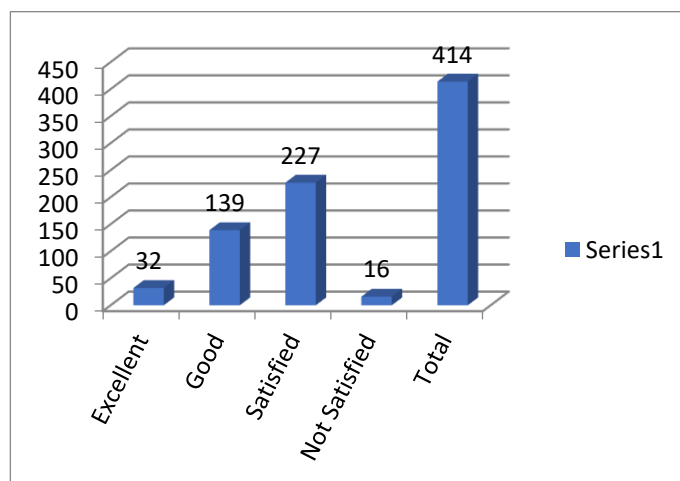
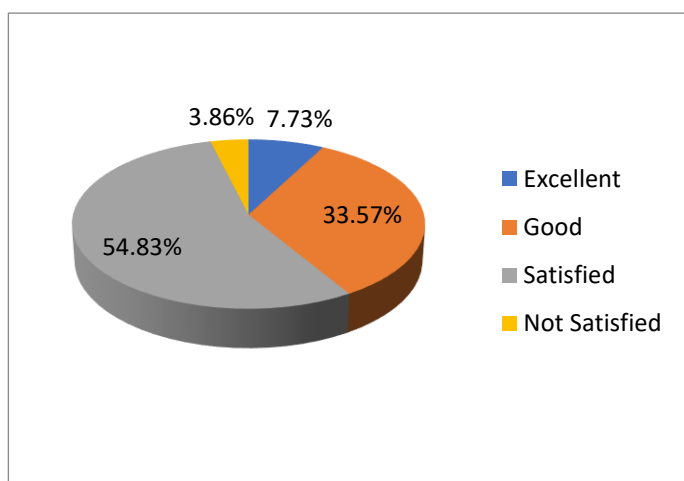
Q10 Do you think there is a need to modify your syllabus? (Yes/No) If yes, specify what portion needs to be modified with justification.

	Frequency	Percent
Yes	3	6.5
No	43	93.5
Total	46	100.0



Consolidated statement of analysis:

S. No	Question	No. of students opined				Total no. of Responses
		Excellent/ (100%)	Good/ (75%)	Satisfied/ (50%)	Not Satisfied/ (Below 50%)	
1.	Rate the syllabus of the courses that you have studied in relation to the competencies expected.	3	26	13	4	46
2.	Rate the relevance of the units in the syllabus of each course.	2	21	22	1	46
3.	Rate how the curriculum supports the required Practical skills in the Laboratory	7	12	25	2	46
4.	Rate your curriculum in terms of providing the basic knowledge required for further Education.	2	25	18	1	46
5.	How far your syllabus was useful to crack the CSIR/ UGC NET/APSET/GATE/..?	1	9	34	2	46
6.	Rate the Curriculum – in terms of providing employability after completion of the program.	4	14	26	2	46
7.	Rate the curriculum in improving your knowledge in the subject studied?	5	10	30	1	46
8.	Rate the curriculum in terms of content evolving from basic level to Advanced Level in the ascending order of semesters.	5	12	28	1	46
9.	What is your over all opinion regarding the existing Curriculum?	3	10	31	2	46
TOTAL		32	139	227	16	414
10.	Do you think there is a need to modify your syllabus? (Yes/No) If yes, specify what portion needs to be modified with justification.	YES: 3		NO: 43		46

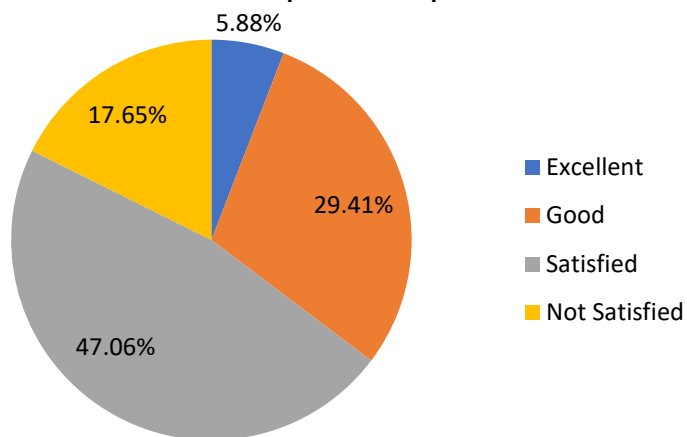


Program Name: Psychology

For the academic year 2018-19 feedback was received from 17 numbers of students for the program Psychology which are then analyzed and the analysis report is prepared and presented.

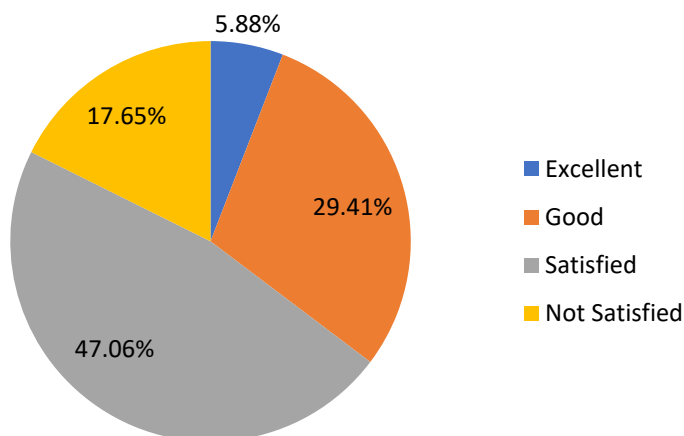
Q1 Rate the syllabus of the courses that you have studied in relation to the competencies expected.

	Frequency	Percent
Excellent	1	5.9
Good	5	29.4
Satisfied	8	47.1
Not Satisfied	3	17.6
Total	17	100.0



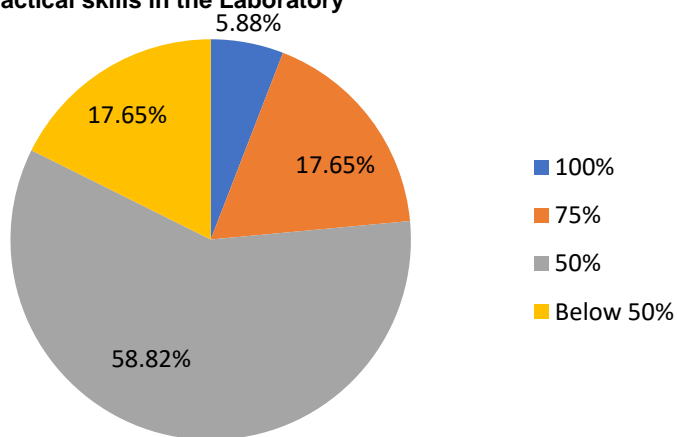
Q2 Rate the relevance of the units in the syllabus of each course

	Frequency	Percent
Excellent	1	5.9
Good	5	29.4
Satisfied	8	47.1
Not Satisfied	3	17.6
Total	17	100.0



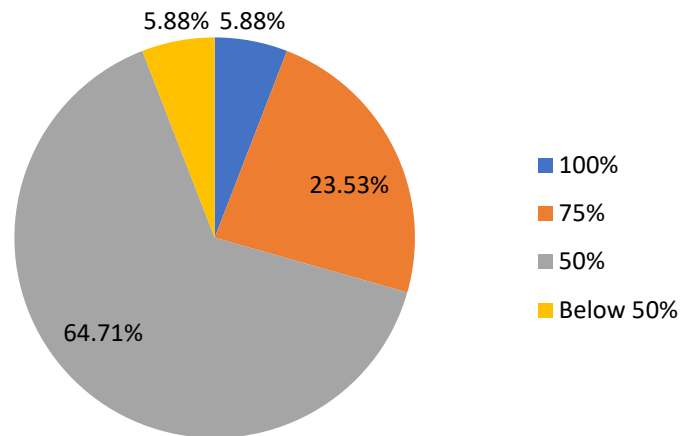
Q3 Rate how the curriculum supports the required Practical skills in the Laboratory

	Frequency	Percent
100%	1	5.9
75%	3	17.6
50%	10	58.8
Below 50%	3	17.6
Total	17	100.0



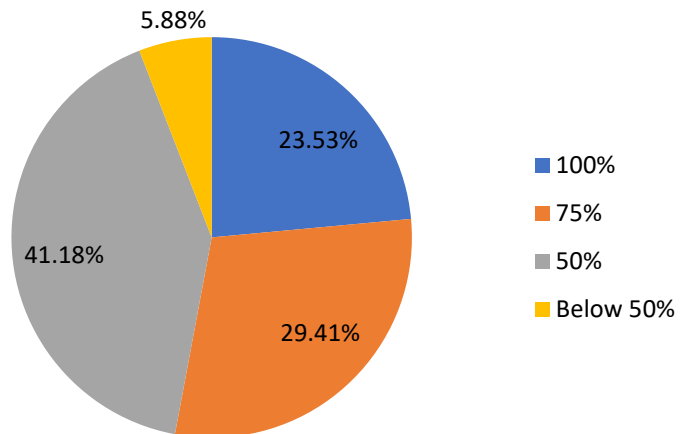
Q4 Rate your curriculum in terms of providing the basic knowledge required for further Education.

	Frequency	Percent
100%	1	5.9
75%	4	23.5
50%	11	64.7
Below 50%	1	5.9
Total	17	100.0



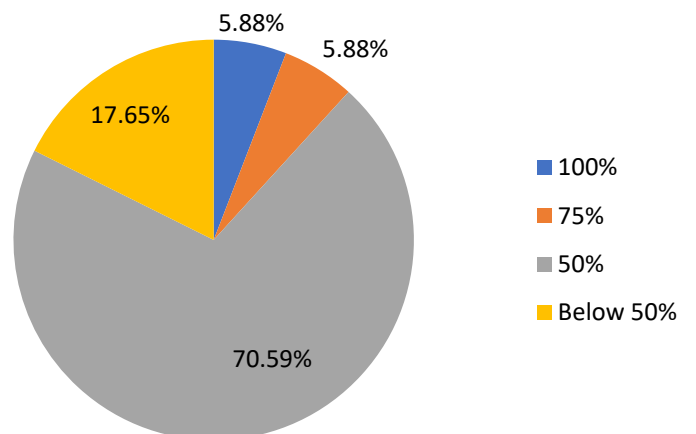
Q5 How far your syllabus was useful to crack the CSIR/ UGC NET/APSET/GATE/..?

	Frequency	Percent
100%	4	23.5
75%	5	29.4
50%	7	41.2
Below 50%	1	5.9
Total	17	100.0



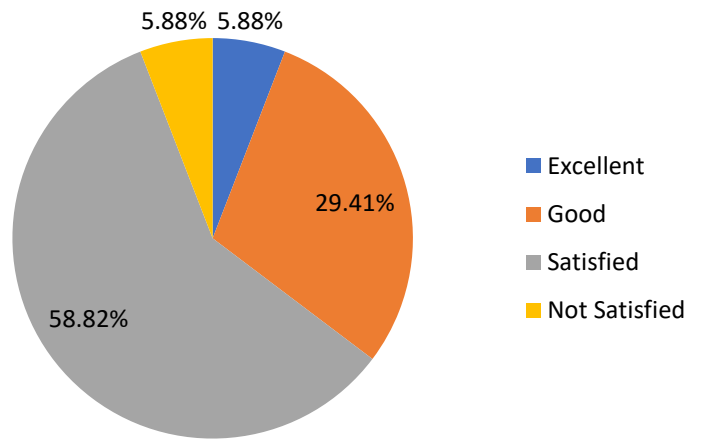
Q6 Rate the Curriculum – in terms of providing employability after completion of the program.

	Frequency	Percent
100%	1	5.9
75%	1	5.9
50%	12	70.6
Below 50%	3	17.6
Total	17	100.0



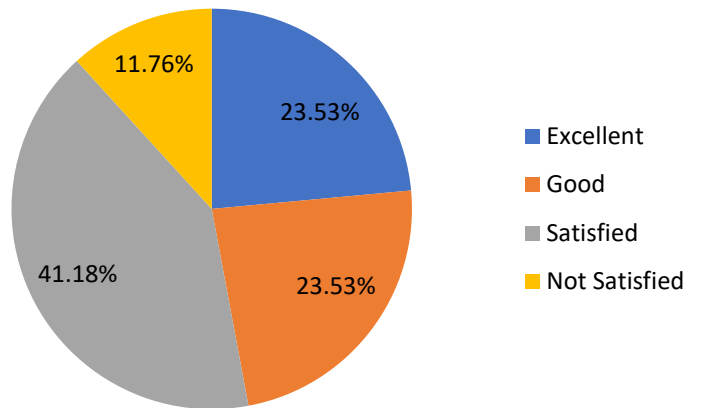
Q7 Rate the curriculum in improving your knowledge in the subject studied?

	Frequency	Percent
Excellent	1	5.9
Good	5	29.4
Satisfied	10	58.8
Not Satisfied	1	5.9
Total	17	100.0



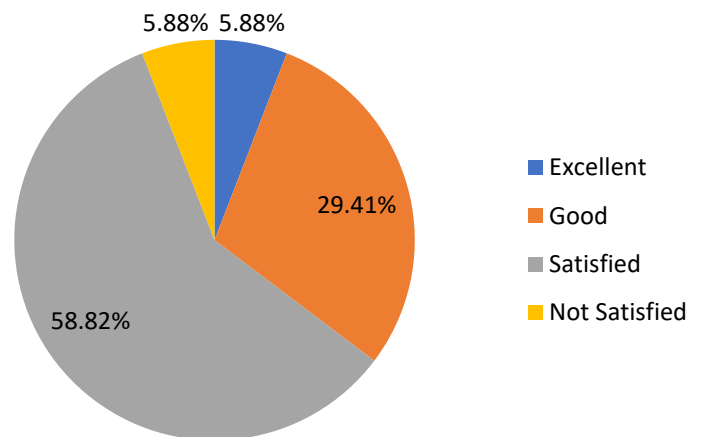
Q8 Rate the curriculum in terms of content evolving from basic level to Advanced Level in the ascending order of semesters.

	Frequency	Percent
Excellent	4	23.5
Good	4	23.5
Satisfied	7	41.2
Not Satisfied	2	11.8
Total	17	100.0



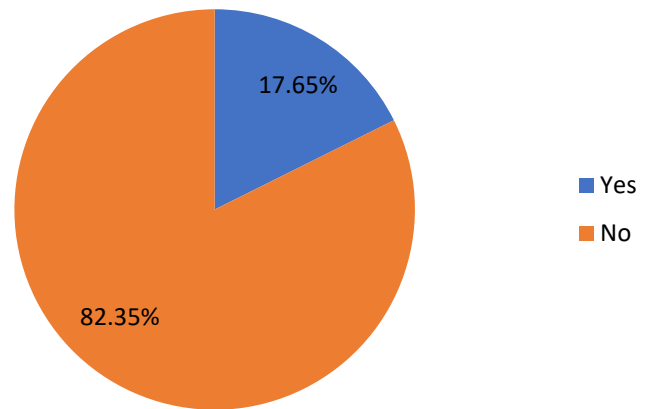
Q9 What is your overall opinion regarding the existing Curriculum?

	Frequency	Percent
Excellent	1	5.9
Good	5	29.4
Satisfied	10	58.8
Not Satisfied	1	5.9
Total	17	100.0



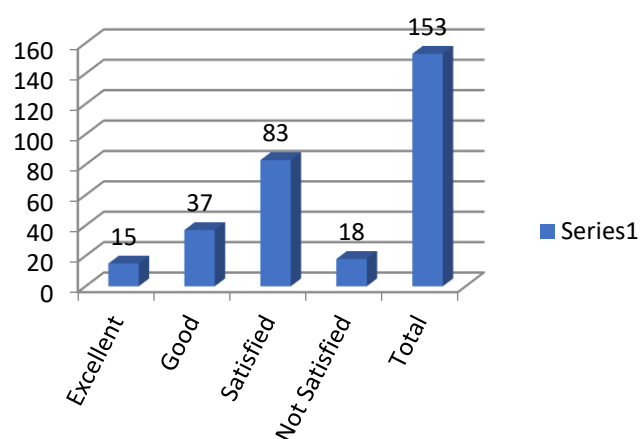
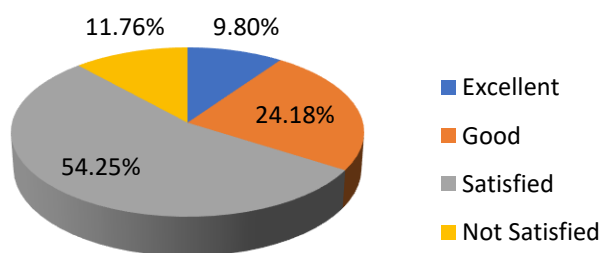
Q10 Do you think there is a need to modify your syllabus? (Yes/No) If yes, specify what portion needs to be modified with justification.

	Frequency	Percent
Yes	3	17.6
No	14	82.4
Total	17	100.0



Consolidated statement of analysis:

S. No	Question	No. of students opined				Total no. of Responses
		Excellent/ (100%)	Good/ (75%)	Satisfied/ (50%)	Not Satisfied/ (Below 50%)	
1.	Rate the syllabus of the courses that you have studied in relation to the competencies expected.	1	5	8	3	17
2.	Rate the relevance of the units in the syllabus of each course.	1	5	8	3	17
3.	Rate how the curriculum supports the required Practical skills in the Laboratory	1	3	10	3	17
4.	Rate your curriculum in terms of providing the basic knowledge required for further Education.	1	4	11	1	17
5.	How far your syllabus was useful to crack the CSIR/ UGC NET/APSET/GATE/..?	4	5	7	1	17
6.	Rate the Curriculum – in terms of providing employability after completion of the program.	1	1	12	3	17
7.	Rate the curriculum in improving your knowledge in the subject studied?	1	5	10	1	17
8.	Rate the curriculum in terms of content evolving from basic level to Advanced Level in the ascending order of semesters.	4	4	7	2	17
9.	What is your over all opinion regarding the existing Curriculum?	1	5	10	1	17
TOTAL		15	37	83	18	153
10.	Do you think there is a need to modify your syllabus? (Yes/No) If yes, specify what portion needs to be modified with justification.	YES: 3		NO: 14		17

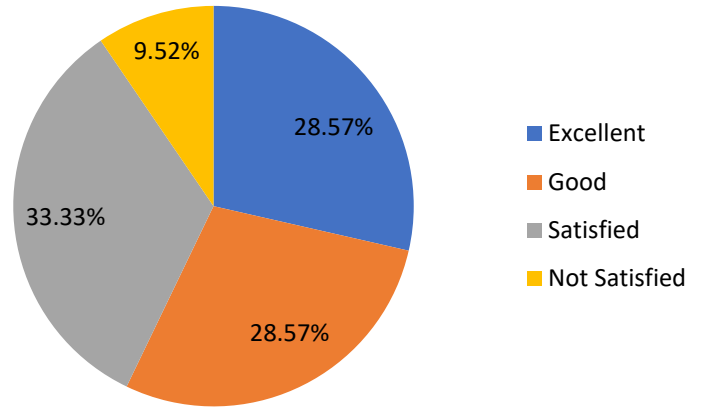


Program Name: Social Work

For the academic year 2018-19 feedback was received from 21 numbers of students for the program Social Work which are then analyzed and the analysis report is prepared and presented.

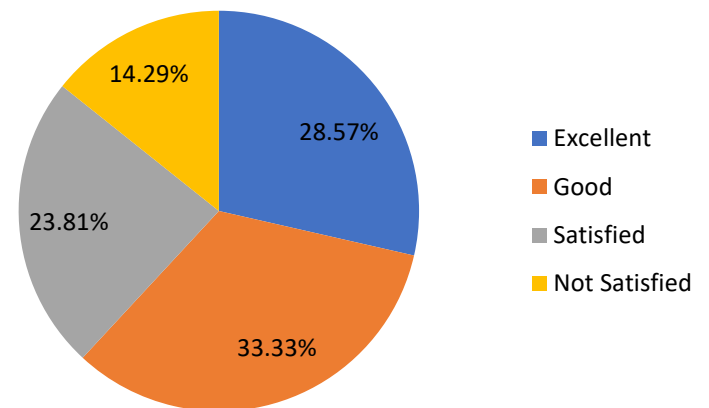
Q1 Rate the syllabus of the courses that you have studied in relation to the competencies expected.

	Frequency	Percent
Excellent	6	28.6
Good	6	28.6
Satisfied	7	33.3
Not Satisfied	2	9.5
Total	21	100.0



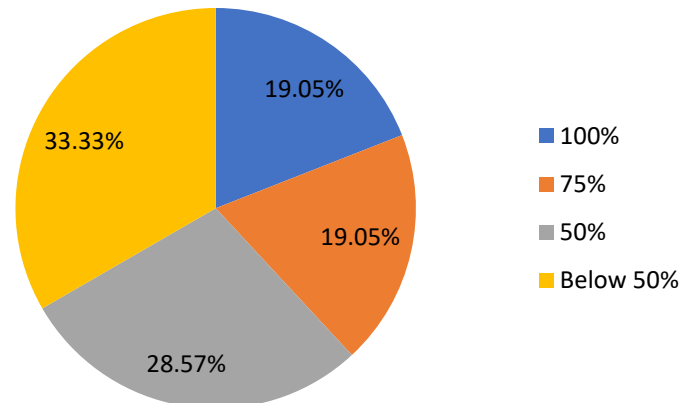
Q2 Rate the relevance of the units in the syllabus of each course

	Frequency	Percent
Excellent	6	28.6
Good	7	33.3
Satisfied	5	23.8
Not Satisfied	3	14.3
Total	21	100.0



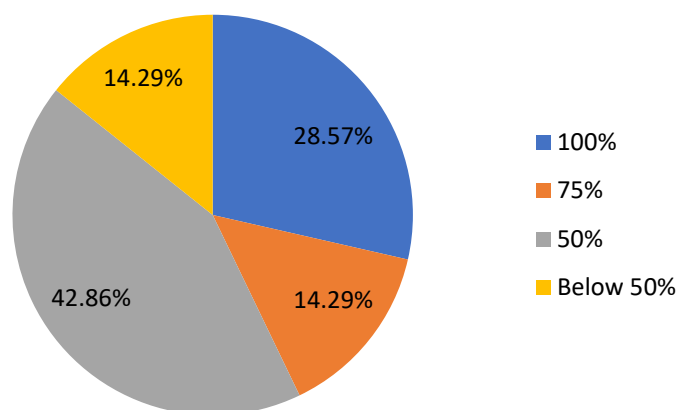
Q3 Rate how the curriculum supports the required Practical skills in the Laboratory

	Frequency	Percent
100%	4	19.0
75%	4	19.0
50%	6	28.6
Below 50%	7	33.3
Total	21	100.0



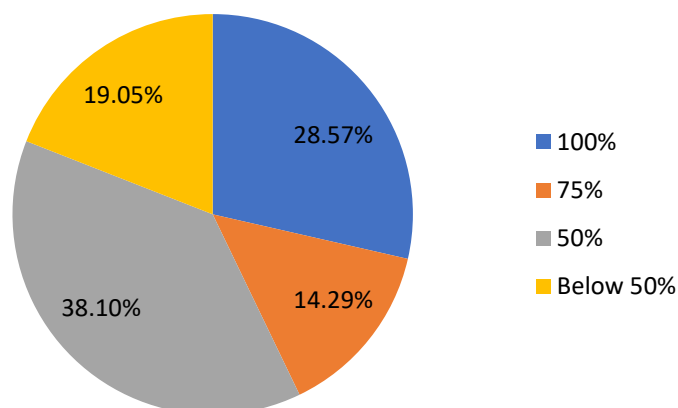
Q4 Rate your curriculum in terms of providing the basic knowledge required for further Education.

	Frequency	Percent
100%	6	28.6
75%	3	14.3
50%	9	42.9
Below 50%	3	14.3
Total	21	100.0



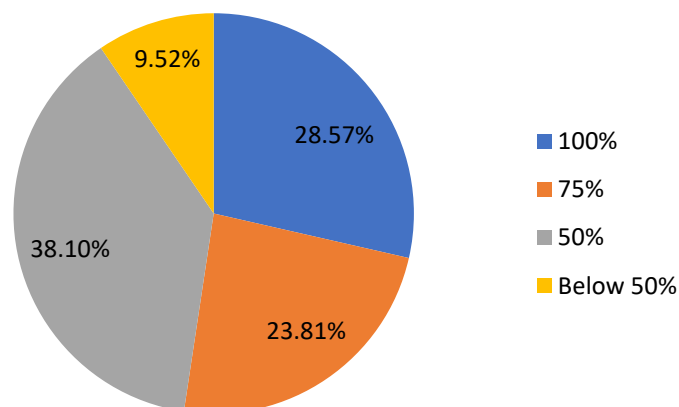
Q5 How far your syllabus was useful to crack the CSIR/ UGC NET/APSET/GATE/..?

	Frequency	Percent
100%	6	28.6
75%	3	14.3
50%	8	38.1
Below 50%	4	19.0
Total	21	100.0



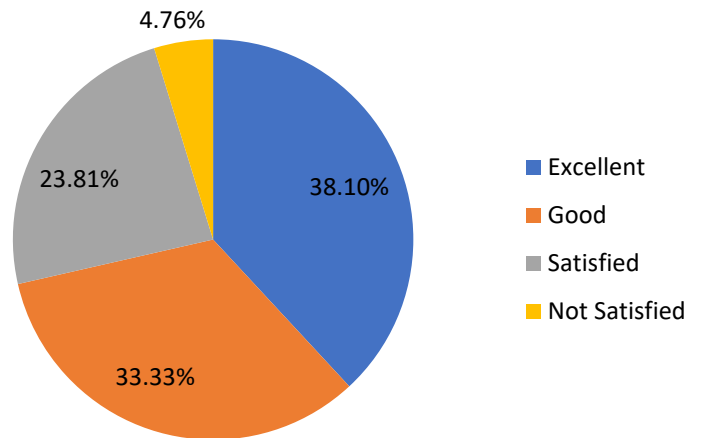
Q6 Rate the Curriculum – in terms of providing employability after completion of the program.

	Frequency	Percent
100%	6	28.6
75%	5	23.8
50%	8	38.1
Below 50%	2	9.5
Total	21	100.0



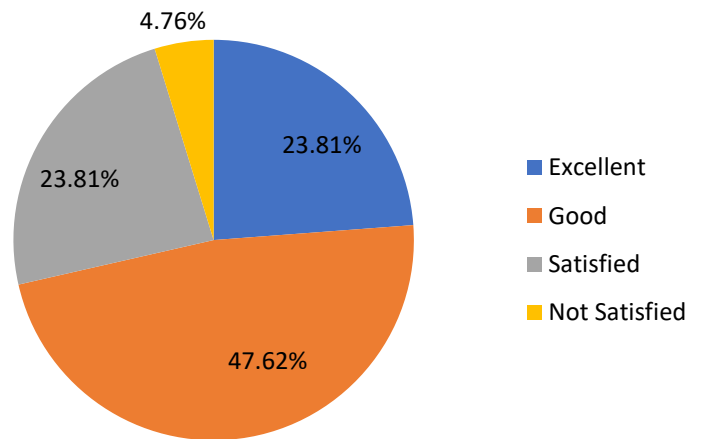
Q7 Rate the curriculum in improving your knowledge in the subject studied?

	Frequency	Percent
Excellent	8	38.1
Good	7	33.3
Satisfied	5	23.8
Not Satisfied	1	4.8
Total	21	100.0



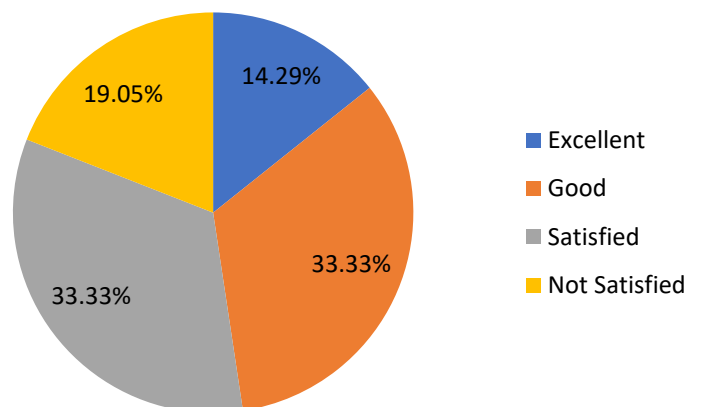
Q8 Rate the curriculum in terms of content evolving from basic level to Advanced Level in the ascending order of semesters.

	Frequency	Percent
Excellent	5	23.8
Good	10	47.6
Satisfied	5	23.8
Not Satisfied	1	4.8
Total	21	100.0



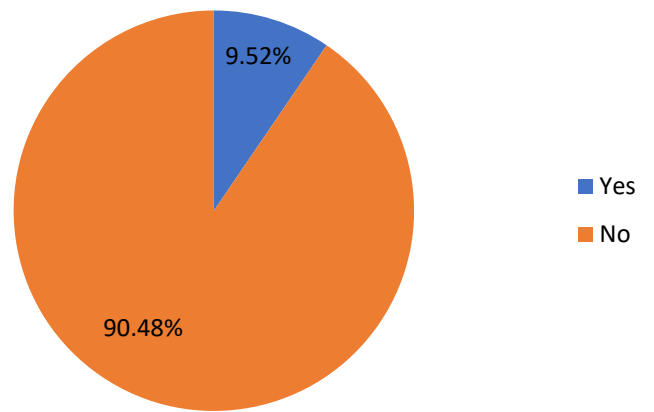
Q9 What is your overall opinion regarding the existing Curriculum?

	Frequency	Percent
Excellent	3	14.3
Good	7	33.3
Satisfied	7	33.3
Not Satisfied	4	19.0
Total	21	100.0



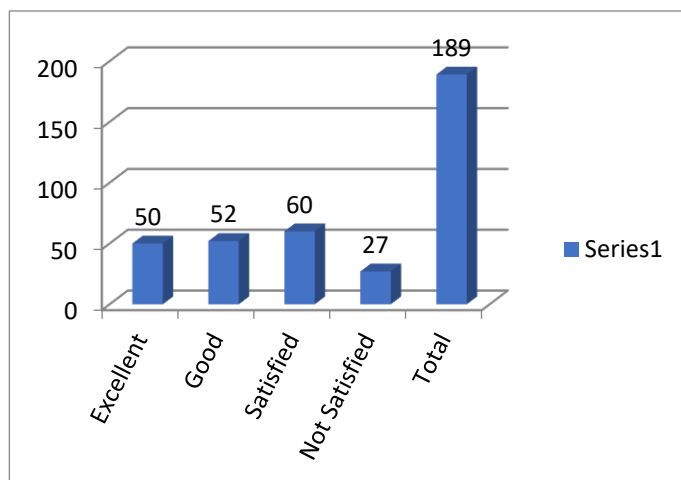
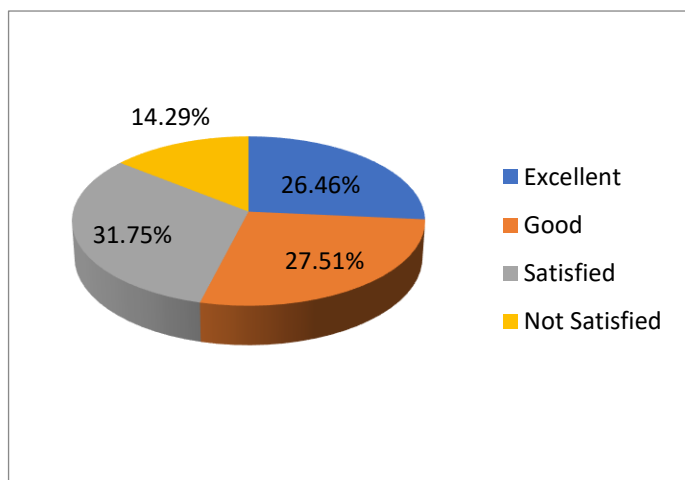
Q10 Do you think there is a need to modify your syllabus? (Yes/No) If yes, specify what portion needs to be modified with justification.

	Frequency	Percent
Yes	2	9.5
No	19	90.5
Total	21	100.0



Consolidated statement of analysis:

S. No	Question	No. of students opined				Total no. of Responses
		Excellent/ (100%)	Good/ (75%)	Satisfied/ (50%)	Not Satisfied/ (Below 50%)	
1.	Rate the syllabus of the courses that you have studied in relation to the competencies expected.	6	6	7	2	21
2.	Rate the relevance of the units in the syllabus of each course.	6	7	5	3	21
3.	Rate how the curriculum supports the required Practical skills in the Laboratory	4	4	6	7	21
4.	Rate your curriculum in terms of providing the basic knowledge required for further Education.	6	3	9	3	21
5.	How far your syllabus was useful to crack the CSIR/ UGC NET/APSET/GATE/..?	6	3	8	4	21
6.	Rate the Curriculum – in terms of providing employability after completion of the program.	6	5	8	2	21
7.	Rate the curriculum in improving your knowledge in the subject studied?	8	7	5	1	21
8.	Rate the curriculum in terms of content evolving from basic level to Advanced Level in the ascending order of semesters.	5	10	5	1	21
9.	What is your overall opinion regarding the existing Curriculum?	3	7	7	4	21
TOTAL		50	52	60	27	189
10.	Do you think there is a need to modify your syllabus? (Yes/No) If yes, specify what portion needs to be modified with justification.	YES: 2		NO: 19		21

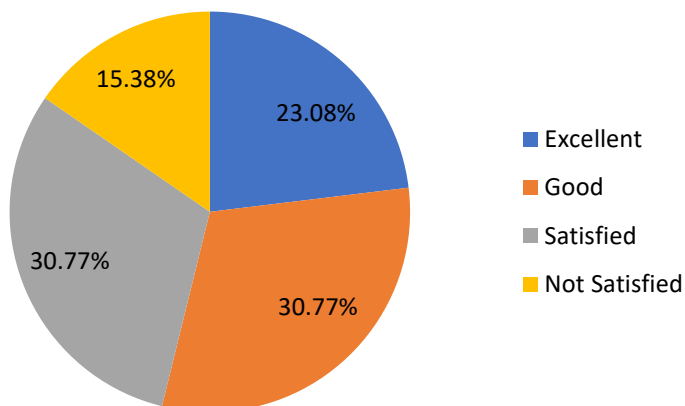


Program Name: Telugu

For the academic year 2018-19 feedback was received from 13 numbers of students for the program Telugu which are then analyzed and the analysis report is prepared and presented.

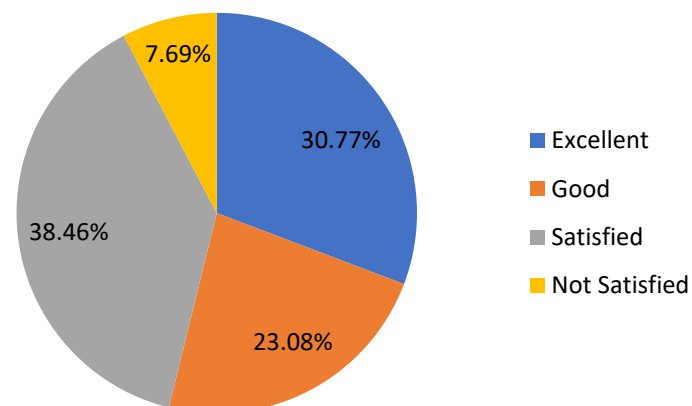
Q1 Rate the syllabus of the courses that you have studied in relation to the competencies expected.

	Frequency	Percent
Excellent	3	23.1
Good	4	30.8
Satisfied	4	30.8
Not Satisfied	2	15.4
Total	13	100.0



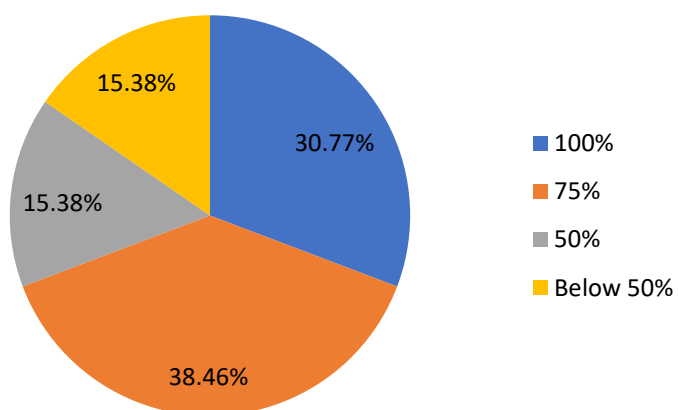
Q2 Rate the relevance of the units in the syllabus of each course

	Frequency	Percent
Excellent	4	30.8
Good	3	23.1
Satisfied	5	38.5
Not Satisfied	1	7.7
Total	13	100.0



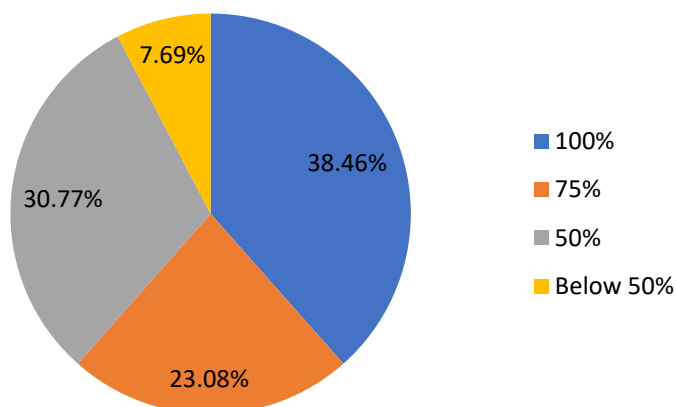
Q3 Rate how the curriculum supports the required Practical skills in the Laboratory

	Frequency	Percent
Excellent	4	30.8
Good	5	38.5
Satisfied	2	15.4
Very Poor	2	15.4
Total	13	100.0



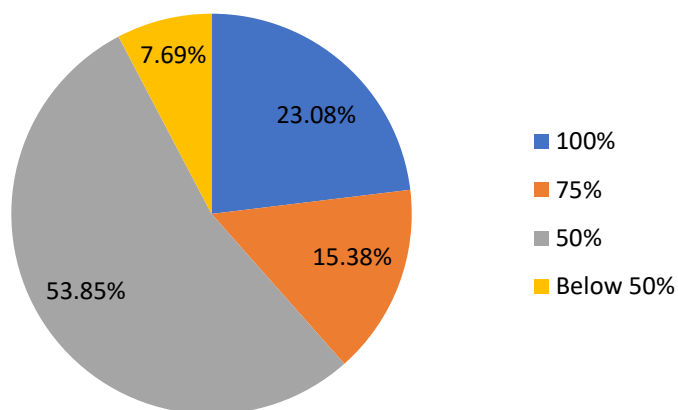
Q4 Rate your curriculum in terms of providing the basic knowledge required for further Education.

	Frequency	Percent
100%	5	38.5
75%	3	23.1
50%	4	30.8
Below 50%	1	7.7
Total	13	100.0



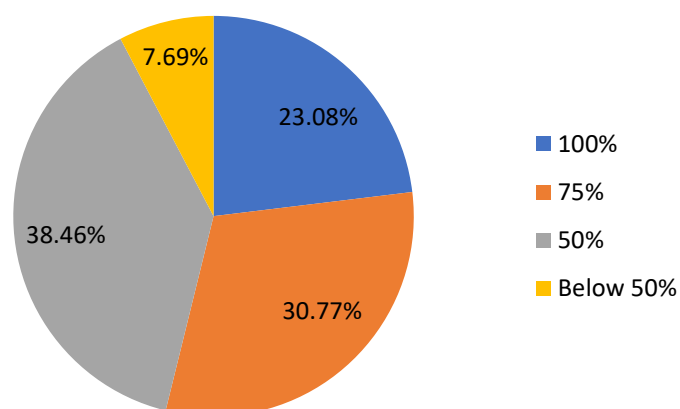
Q5 How far your syllabus was useful to crack the CSIR/ UGC NET/APSET/GATE/..?

	Frequency	Percent
100%	3	23.1
75%	2	15.4
50%	7	53.8
Below 50%	1	7.7
Total	13	100.0



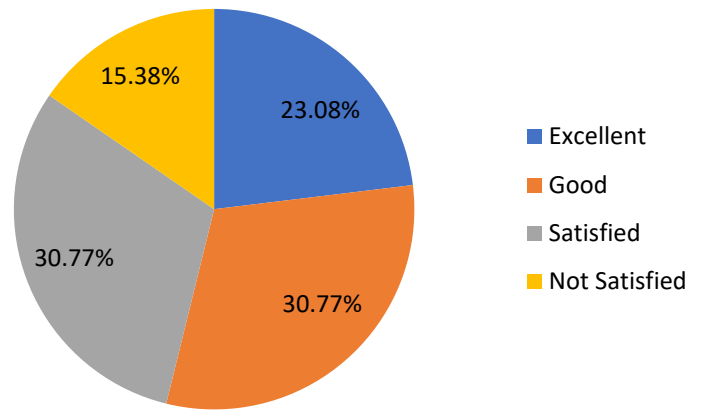
Q6 Rate the Curriculum – in terms of providing employability after completion of the program.

	Frequency	Percent
100%	3	23.1
75%	4	30.8
50%	5	38.5
Below 50%	1	7.7
Total	13	100.0



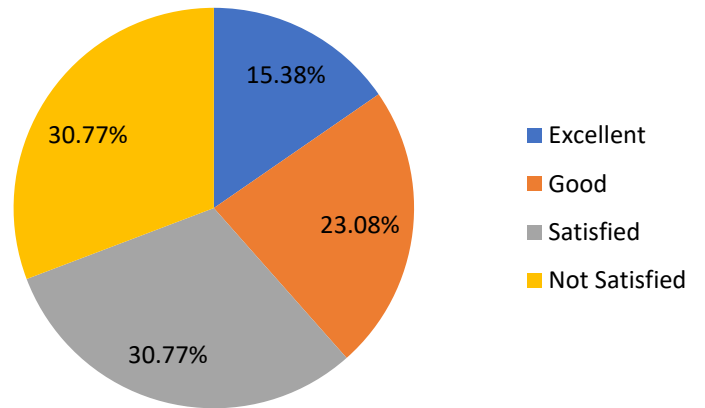
Q7 Rate the curriculum in improving your knowledge in the subject studied?

	Frequency	Percent
Excellent	3	23.1
Good	4	30.8
Satisfied	4	30.8
Not Satisfied	2	15.4
Total	13	100.0



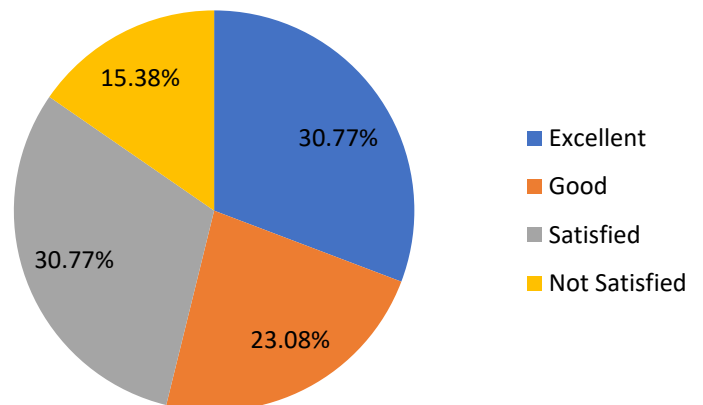
Q8 Rate the curriculum in terms of content evolving from basic level to Advanced Level in the ascending order of semesters.

	Frequency	Percent
Excellent	2	15.4
Good	3	23.1
Satisfied	4	30.8
Not Satisfied	4	30.8
Total	13	100.0



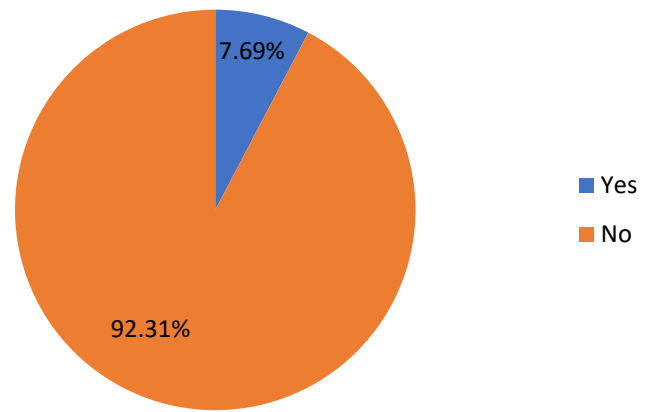
Q9 What is your overall opinion regarding the existing Curriculum?

	Frequency	Percent
Excellent	4	30.8
Good	3	23.1
Satisfied	4	30.8
Not Satisfied	2	15.4
Total	13	100.0



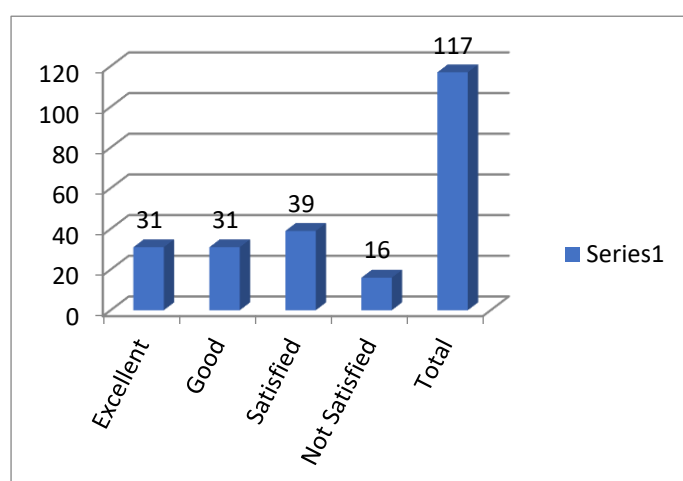
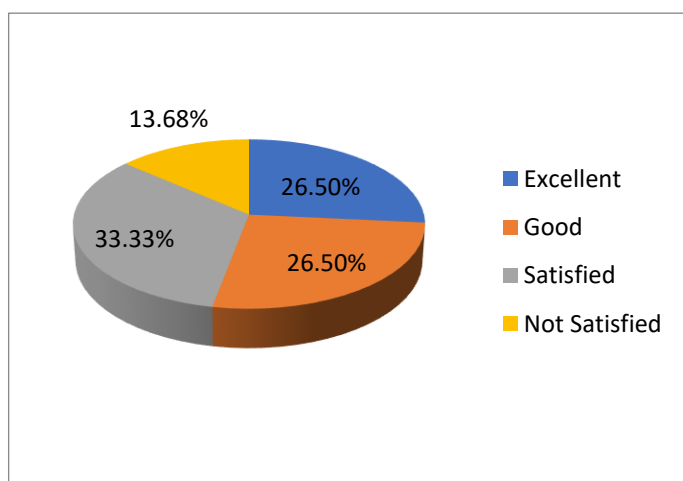
Q10 Do you think there is a need to modify your syllabus? (Yes/No) If yes, specify what portion needs to be modified with justification.

	Frequency	Percent
Yes	1	7.7
No	12	92.3
Total	13	100.0



Consolidated statement of analysis:

S. No	Question	No. of students opined				Total no. of Responses
		Excellent/ (100%)	Good/ (75%)	Satisfied/ (50%)	Not Satisfied/ (Below 50%)	
1.	Rate the syllabus of the courses that you have studied in relation to the competencies expected.	3	4	4	2	13
2.	Rate the relevance of the units in the syllabus of each course.	4	3	5	1	13
3.	Rate how the curriculum supports the required Practical skills in the Laboratory	4	5	2	2	13
4.	Rate your curriculum in terms of providing the basic knowledge required for further Education.	5	3	4	1	13
5.	How far your syllabus was useful to crack the CSIR/ UGC NET/APSET/GATE/..?	3	2	7	1	13
6.	Rate the Curriculum – in terms of providing employability after completion of the program.	3	4	5	1	13
7.	Rate the curriculum in improving your knowledge in the subject studied?	3	4	4	2	13
8.	Rate the curriculum in terms of content evolving from basic level to Advanced Level in the ascending order of semesters.	2	3	4	4	13
9.	What is your over all opinion regarding the existing Curriculum?	4	3	4	2	13
TOTAL		31	31	39	16	117
10.	Do you think there is a need to modify your syllabus? (Yes/No) If yes, specify what portion needs to be modified with justification.	YES: 1		NO: 12		13

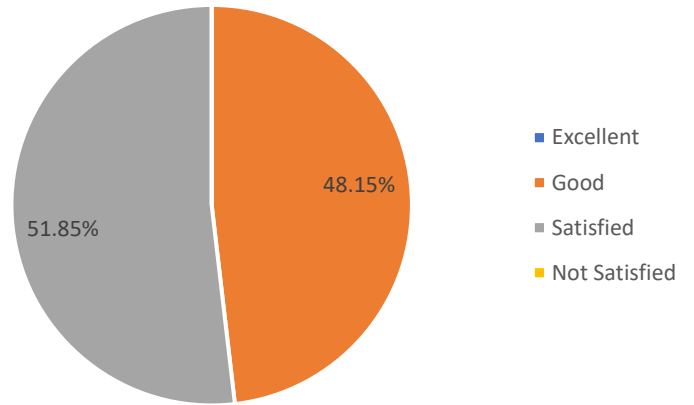


Program Name: MCA

For the academic year 2018-19 feedback was received from 27 numbers of students for the program Telugu which are then analyzed and the analysis report is prepared and presented.

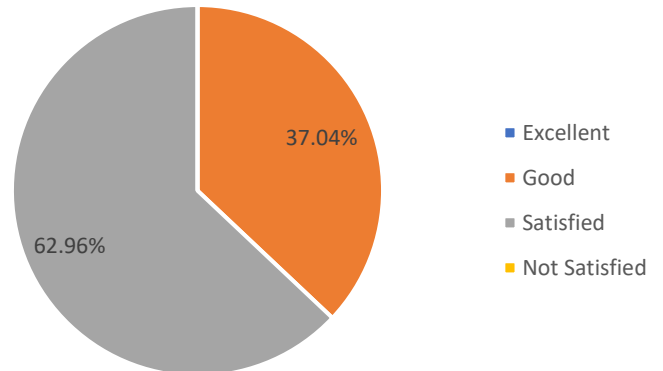
Q1 Rate the syllabus of the courses that you have studied in relation to the competencies expected.

	Frequency	Percent
Excellent	0	0
Good	13	48.1
Satisfied	14	51.9
Not Satisfied	0	0
Total	27	100



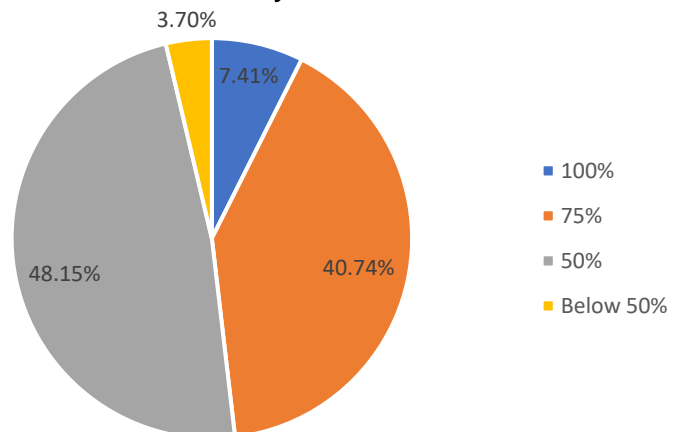
Q2 Rate the relevance of the units in the syllabus of each course

	Frequency	Percent
Excellent	0	0
Good	10	37
Satisfied	17	63
Not Satisfied	0	0
Total	27	100



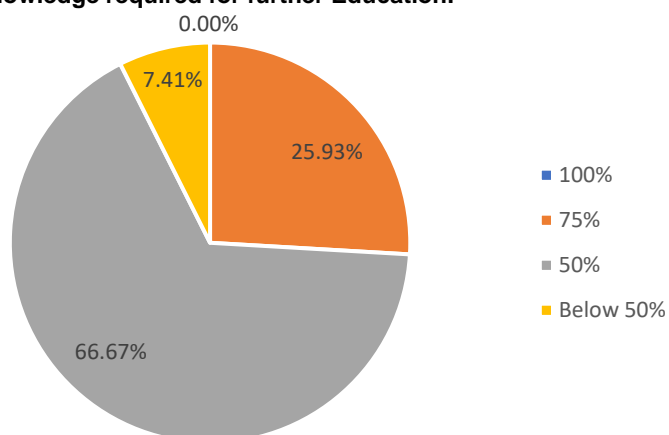
Q3 Rate how the curriculum supports the required Practical skills in the Laboratory

	Frequency	Percent
100%	2	7.4
75%	11	40.7
50%	13	48.1
Below 50%	1	3.7
Total	27	100



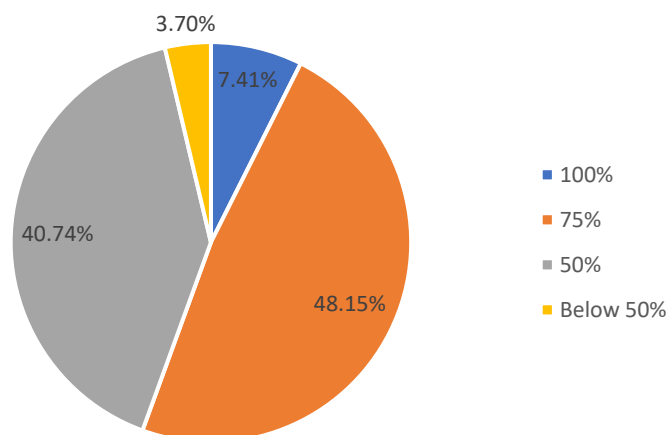
Q4 Rate your curriculum in terms of providing the basic knowledge required for further Education.

	Frequency	Percent
100%	0	0
75%	7	25.9
50%	18	66.7
Below 50%	2	7.4
Total	27	100



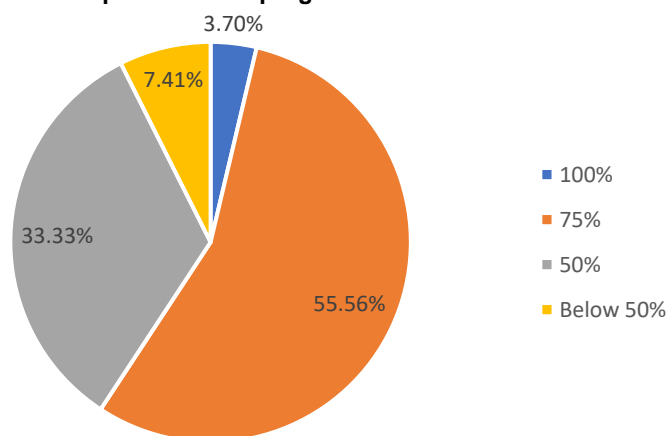
Q5 How far your syllabus was useful to crack the CSIR/ UGC NET/APSET/GATE/..?

	Frequency	Percent
100%	2	7.4
75%	13	48.1
50%	11	40.7
Below 50%	1	3.7
Total	27	100



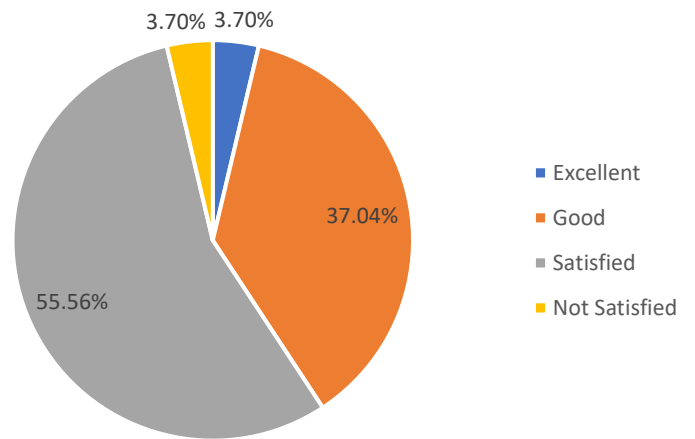
Q6 Rate the Curriculum – in terms of providing employability after completion of the program.

	Frequency	Percent
100%	1	3.7
75%	15	55.6
50%	9	33.3
Below 50%	2	7.4
Total	27	100



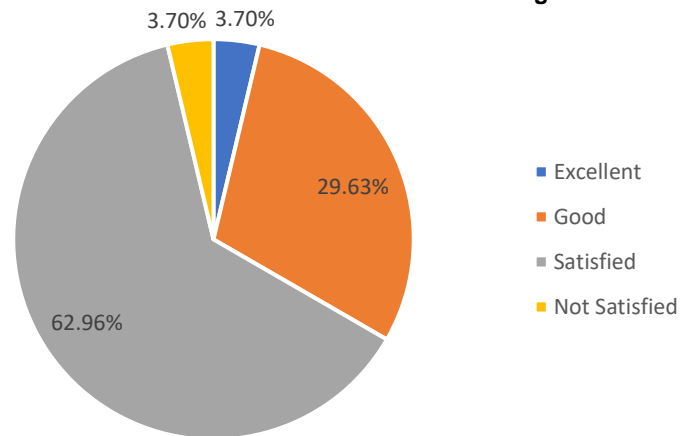
Q7 Rate the curriculum in improving your knowledge in the subject studied?

	Frequency	Percent
Excellent	1	3.7
Good	10	37
Satisfied	15	55.6
Not Satisfied	1	3.7
Total	27	100



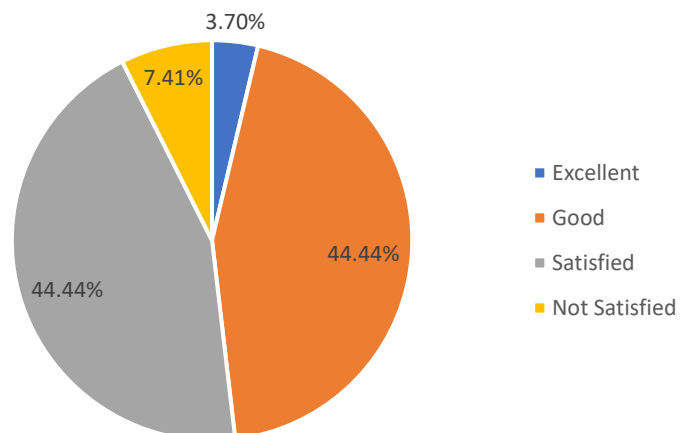
Q8 Rate the curriculum in terms of content evolving from basic level to Advanced Level in the ascending order of semesters.

	Frequency	Percent
Excellent	1	3.7
Good	8	29.6
Satisfied	17	63
Not Satisfied	1	3.7
Total	27	100



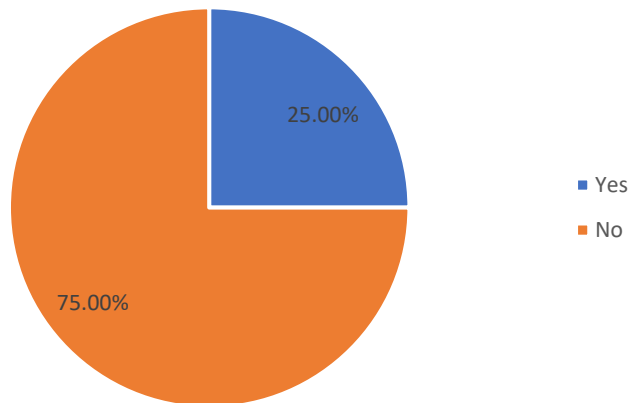
Q9 What is your over all opinion regarding the existing Curriculum?

	Frequency	Percent
Excellent	1	3.7
Good	12	44.4
Satisfied	12	44.4
Not Satisfied	2	7.4
Total	27	100



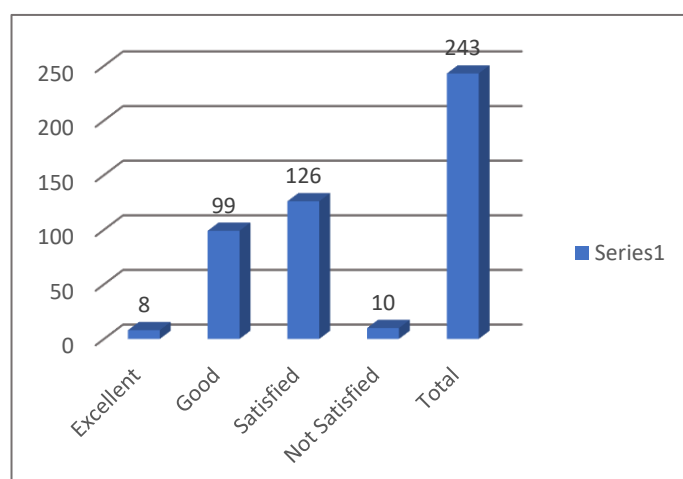
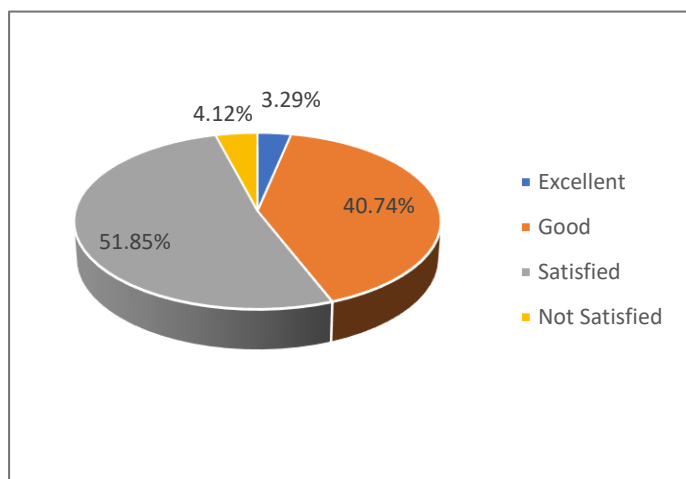
Q10 Do you think there is a need to modify your syllabus? (Yes/No) If yes, specify what portion needs to be modified with justification.

	Frequency	Percent
Yes	4	25
No	12	75
Total	16	100



Consolidated statement of analysis of student's feedback on curriculum

S. No	Question	No. of students opined				Total no. of Responses
		Excellent/ (100%)	Good/ (75%)	Satisfied/ (50%)	Not Satisfied/ (Below 50%)	
1.	Rate the syllabus of the courses that you have studied in relation to the competencies expected.	0	13	14	0	27
2.	Rate the relevance of the units in the syllabus of each course.	0	10	17	0	27
3.	Rate how the curriculum supports the required Practical skills in the Laboratory	2	11	13	1	27
4.	Rate your curriculum in terms of providing the basic knowledge required for further Education.	0	7	18	2	27
5.	How far your syllabus was useful to crack the CSIR/ UGC NET/APSET/GATE/..?	2	13	11	1	27
6.	Rate the Curriculum – in terms of providing employability after completion of the program.	1	15	9	2	27
7.	Rate the curriculum in improving your knowledge in the subject studied?	1	10	15	1	27
8.	Rate the curriculum in terms of content evolving from basic level to Advanced Level in the ascending order of semesters.	1	8	17	1	27
9.	What is your over all opinion regarding the existing Curriculum?	1	12	12	2	27
TOTAL		8	99	126	10	243
10.	Do you think there is a need to modify your syllabus? (Yes/No) If yes, specify what portion needs to be modified with justification.	YES: 11		NO: 16		27

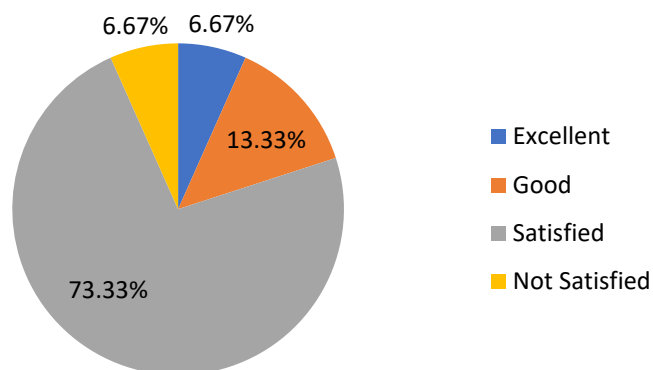


Program Name: Analytical Chemistry

For the academic year 2018-19 feedback was received from 15 numbers of students for the program Analytical Chemistry which are then analyzed and the analysis report is prepared and presented

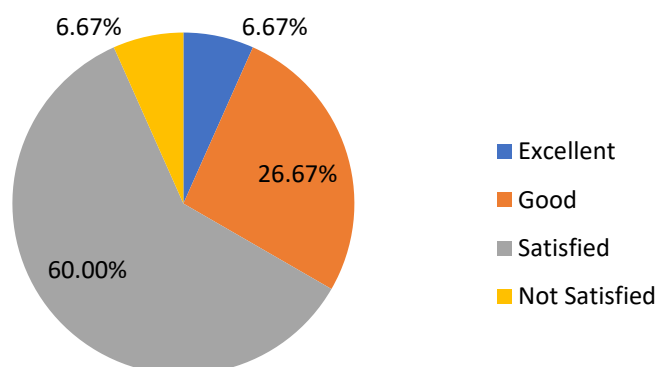
Q1 Rate the syllabus of the courses that you have studied in relation to the competencies expected.

	Frequency	Percent
Excellent	1	6.7
Good	2	13.3
Satisfied	11	73.3
Not Satisfied	1	6.7
Total	15	100.0



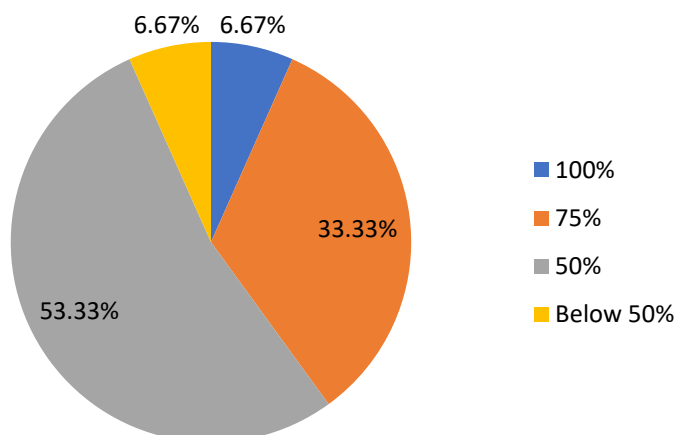
Q2 Rate the relevance of the units in the syllabus of each course

	Frequency	Percent
Excellent	1	6.7
Good	4	26.7
Satisfied	9	60.0
Not Satisfied	1	6.7
Total	15	100.0



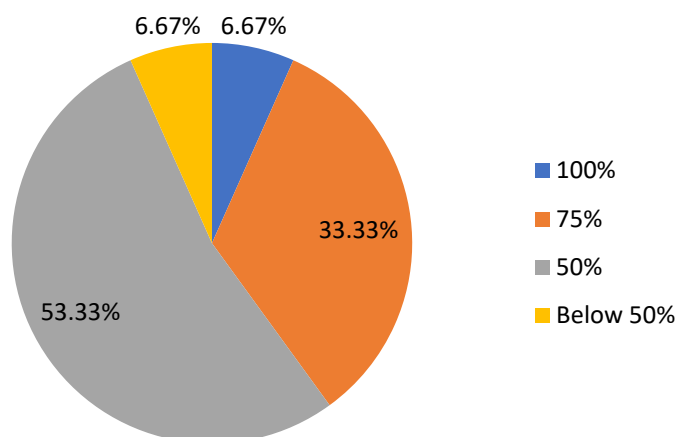
Q3 Rate how the curriculum supports the required Practical skills in the Laboratory

	Frequency	Percent
100%	1	6.7
75%	5	33.3
50%	8	53.3
Below 50%	1	6.7
Total	15	100.0



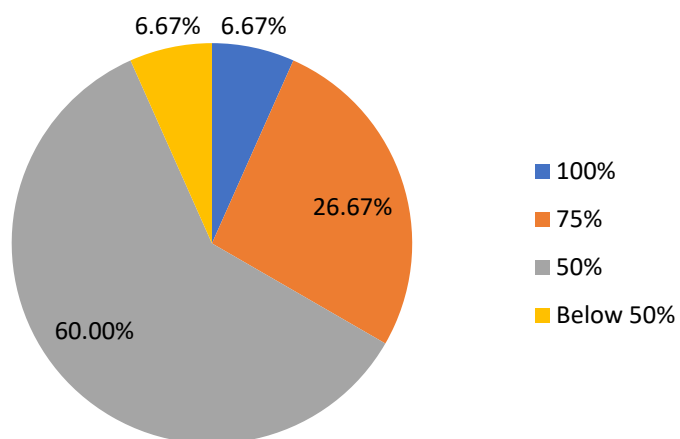
Q4 Rate your curriculum in terms of providing the basic knowledge required for further Education.

	Frequency	Percent
100%	1	6.7
75%	5	33.3
50%	8	53.3
Below 50%	1	6.7
Total	15	100.0



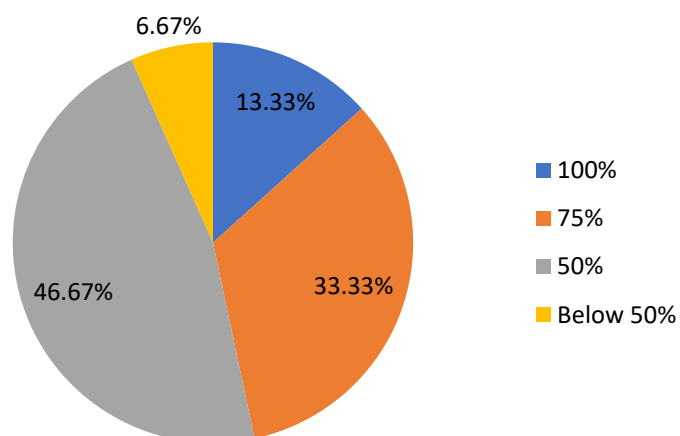
Q5 How far your syllabus was useful to crack the CSIR/ UGC NET/APSET/GATE/..?

	Frequency	Percent
100%	1	6.7
75%	4	26.7
50%	9	60.0
Below 50%	1	6.7
Total	15	100.0



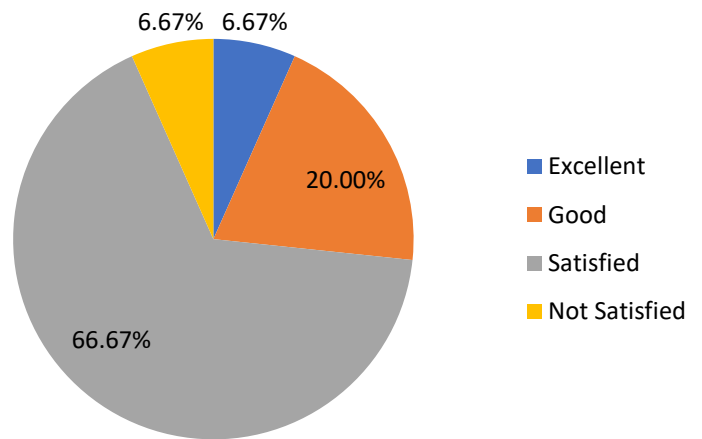
Q6 Rate the Curriculum – in terms of providing employability after completion of the program.

	Frequency	Percent
100%	2	13.3
75%	5	33.3
50%	7	46.7
Below 50%	1	6.7
Total	15	100.0



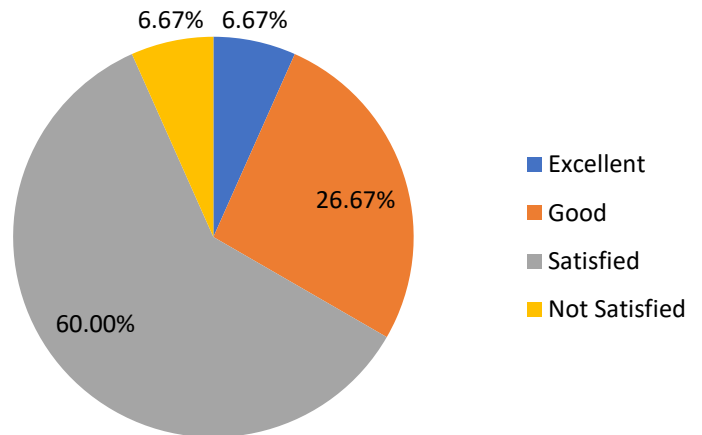
Q7 Rate the curriculum in improving your knowledge in the subject studied?

	Frequency	Percent
Excellent	1	6.7
Good	3	20.0
Satisfied	10	66.7
Not Satisfied	1	6.7
Total	15	100.0



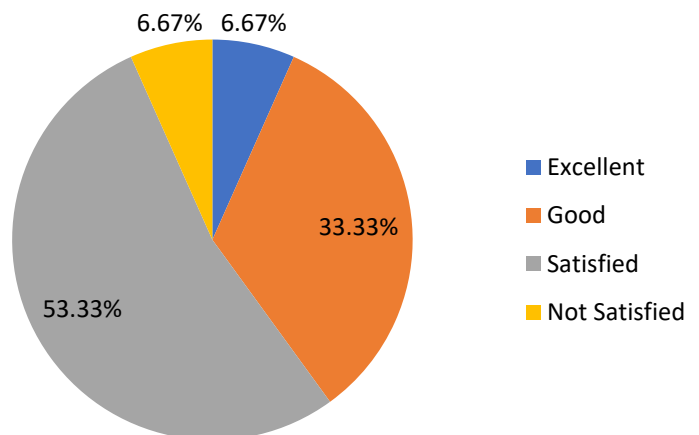
Q8 Rate the curriculum in terms of content evolving from basic level to Advanced Level in the ascending order of semesters.

	Frequency	Percent
Excellent	1	6.7
Good	4	26.7
Satisfied	9	60.0
Not Satisfied	1	6.7
Total	15	100.0



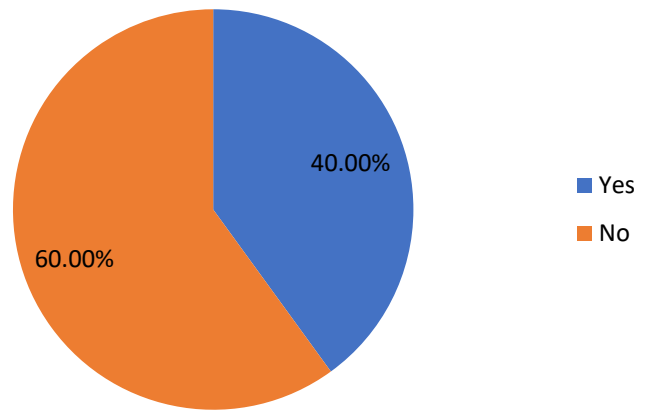
Q9 What is your overall opinion regarding the existing Curriculum?

	Frequency	Percent
Excellent	1	6.7
Good	5	33.3
Satisfied	8	53.3
Not Satisfied	1	6.7
Total	15	100.0



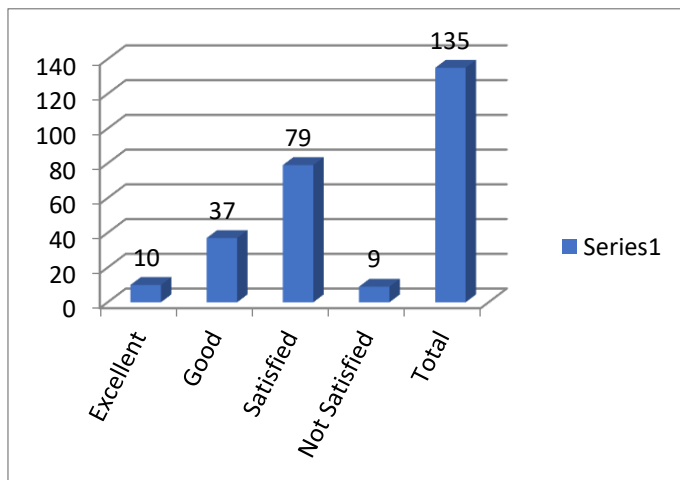
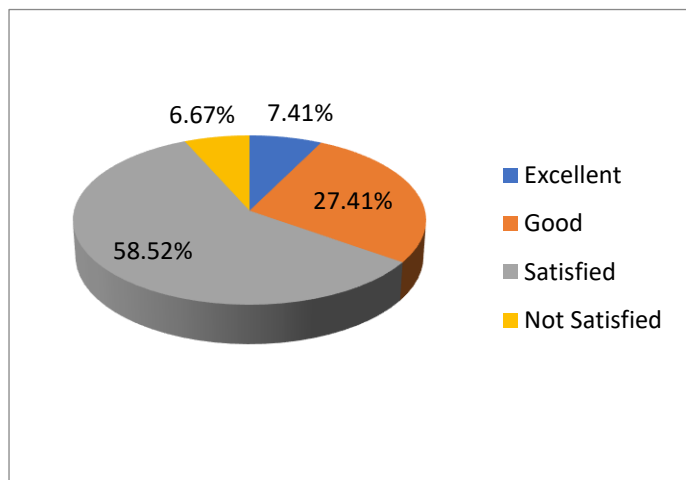
Q10 Do you think there is a need to modify your syllabus? (Yes/No) If yes, specify what portion needs to be modified with justification.

	Frequency	Percent
Yes	6	40.0
No	9	60.0
Total	15	100.0



Consolidated statement of analysis:

S. No	Question	No. of students opined				Total no. of Responses
		Excellent/ (100%)	Good/ (75%)	Satisfied/ (50%)	Not Satisfied/ (Below 50%)	
1.	Rate the syllabus of the courses that you have studied in relation to the competencies expected.	1	2	11	1	15
2.	Rate the relevance of the units in the syllabus of each course.	1	4	9	1	15
3.	Rate how the curriculum supports the required Practical skills in the Laboratory	1	5	8	1	15
4.	Rate your curriculum in terms of providing the basic knowledge required for further Education.	1	5	8	1	15
5.	How far your syllabus was useful to crack the CSIR/ UGC NET/APSET/GATE/..?	1	4	9	1	15
6.	Rate the Curriculum – in terms of providing employability after completion of the program.	2	5	7	1	15
7.	Rate the curriculum in improving your knowledge in the subject studied?	1	3	10	1	15
8.	Rate the curriculum in terms of content evolving from basic level to Advanced Level in the ascending order of semesters.	1	4	9	1	15
9.	What is your over all opinion regarding the existing Curriculum?	1	5	8	1	15
TOTAL		10	37	79	9	135
10.	Do you think there is a need to modify your syllabus? (Yes/No) If yes, specify what portion needs to be modified with justification.	YES: 6		NO: 9		15

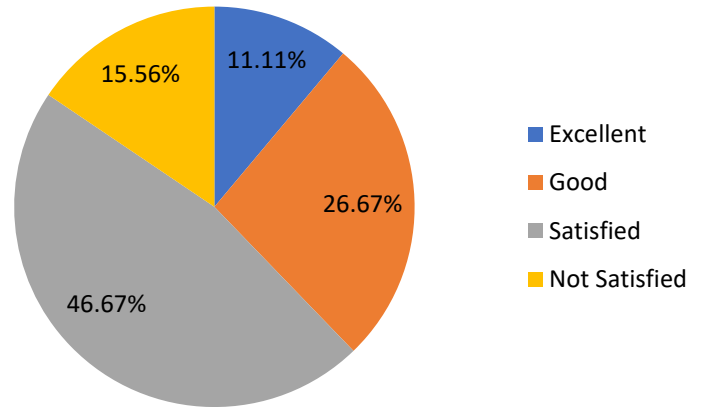


Program Name: Applied Mathematics

For the academic year 2018-19 feedback was received from 45 numbers of students for the program Applied Mathematics which are then analyzed and the analysis report is prepared and presented

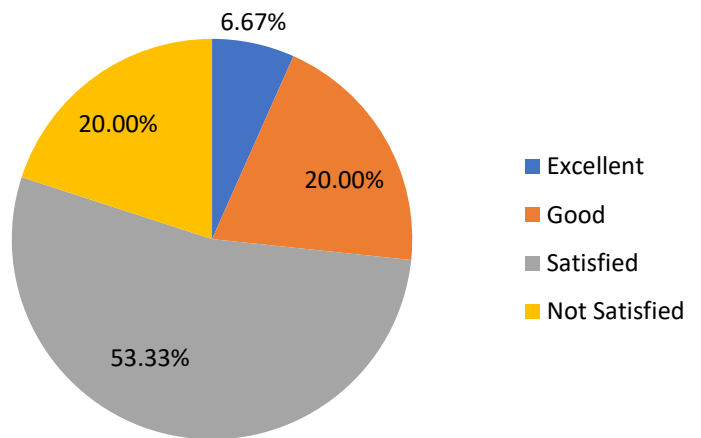
Q1 Rate the syllabus of the courses that you have studied in relation to the competencies expected.

	Frequency	Percent
Excellent	5	11.1
Good	12	26.7
Satisfied	21	46.7
Not Satisfied	7	15.6
Total	45	100.0



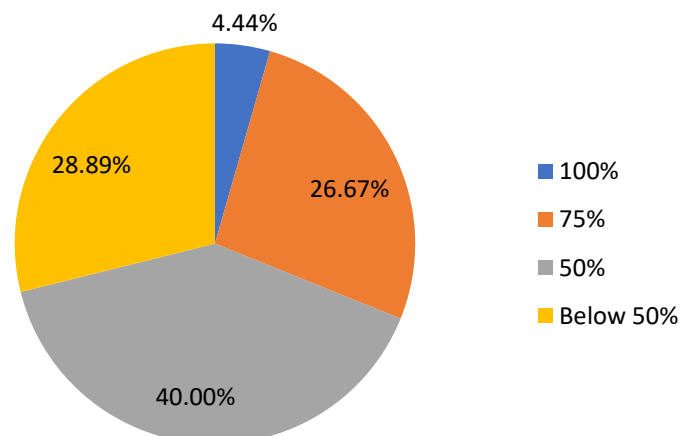
Q2 Rate the relevance of the units in the syllabus of each course

	Frequency	Percent
Excellent	3	6.7
Good	9	20.0
Satisfied	24	53.3
Not Satisfied	9	20.0
Total	45	100.0



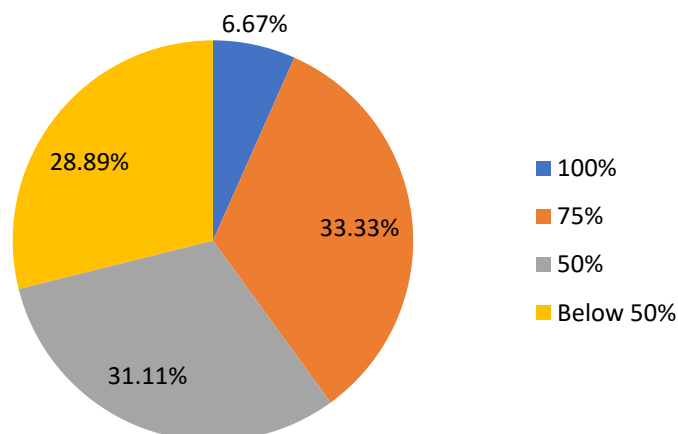
Q3 Rate how the curriculum supports the required Practical skills in the Laboratory

	Frequency	Percent
100%	2	4.4
75%	12	26.7
50%	18	40.0
Below 50%	13	28.9
Total	45	100.0



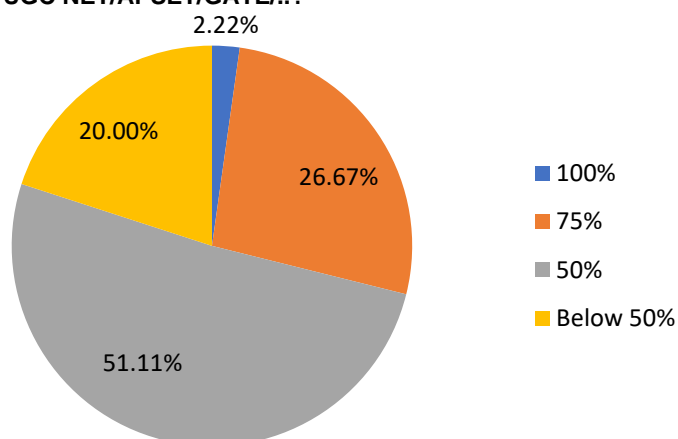
Q4 Rate your curriculum in terms of providing the basic knowledge required for further Education.

	Frequency	Percent
100%	3	6.7
75%	15	33.3
50%	14	31.1
Below 50%	13	28.9
Total	45	100.0



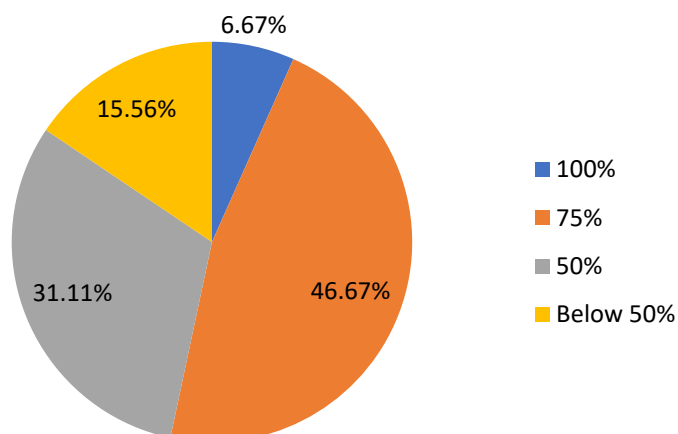
Q5 How far your syllabus was useful to crack the CSIR/ UGC NET/APSET/GATE/..?

	Frequency	Percent
100%	1	2.2
75%	12	26.7
50%	23	51.1
Below 50%	9	20.0
Total	45	100.0



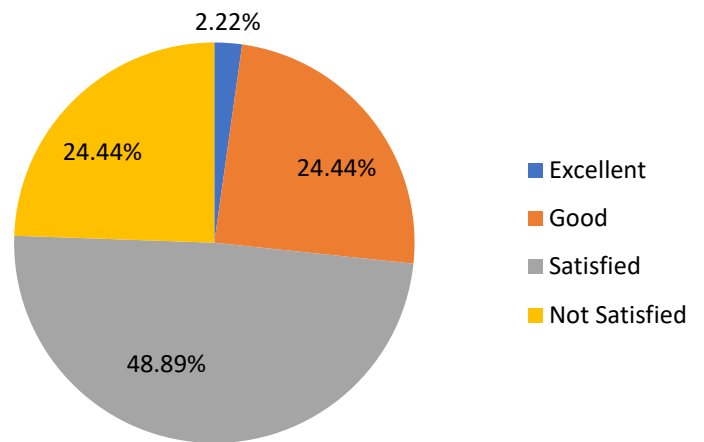
Q6 Rate the Curriculum – in terms of providing employability after completion of the program.

	Frequency	Percent
100%	3	6.7
75%	21	46.7
50%	14	31.1
Below 50%	7	15.6
Total	45	100.0



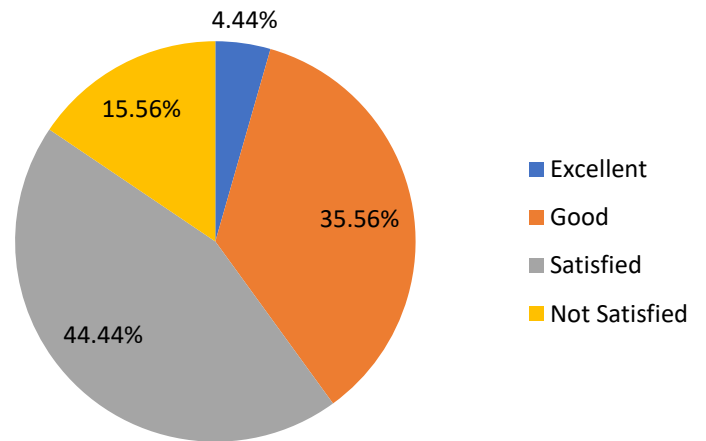
Q7 Rate the curriculum in improving your knowledge in the subject studied?

	Frequency	Percent
Excellent	1	2.2
Good	11	24.4
Satisfied	22	48.9
Not Satisfied	11	24.4
Total	45	100.0



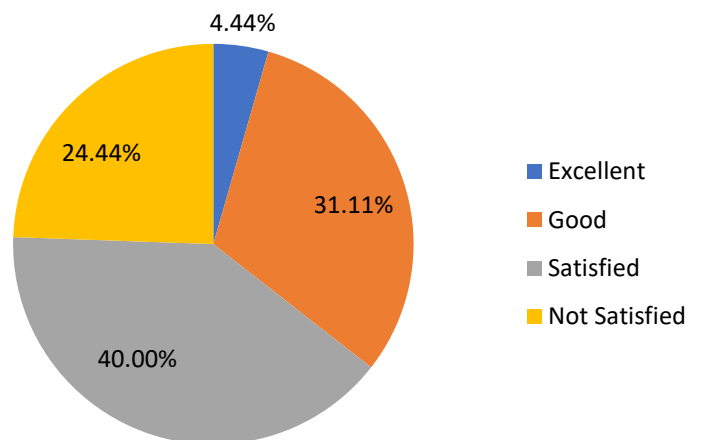
Q8 Rate the curriculum in terms of content evolving from basic level to Advanced Level in the ascending order of semesters.

	Frequency	Percent
Excellent	2	4.4
Good	16	35.6
Satisfied	20	44.4
Not Satisfied	7	15.6
Total	45	100.0



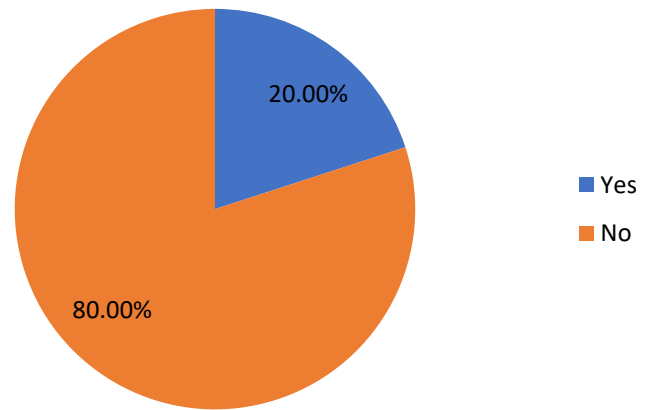
Q9 What is your overall opinion regarding the existing Curriculum?

	Frequency	Percent
Excellent	2	4.4
Good	14	31.1
Satisfied	18	40.0
Not Satisfied	11	24.4
Total	45	100.0



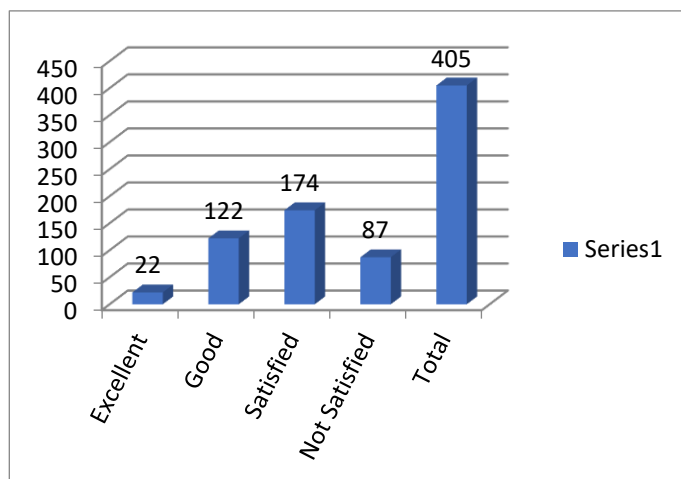
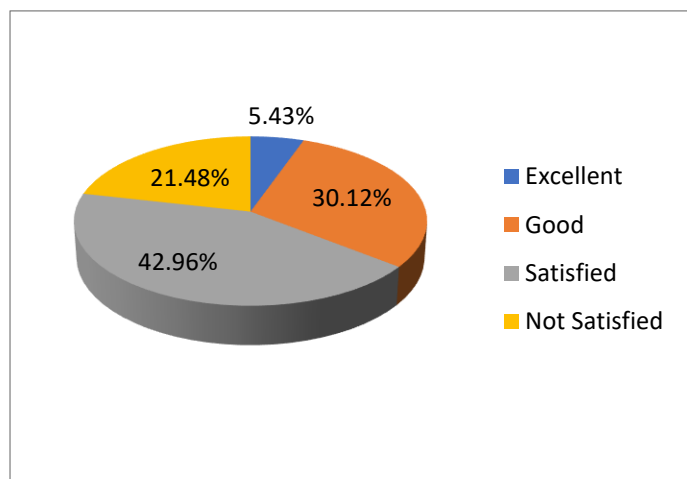
Q10 Do you think there is a need to modify your syllabus? (Yes/No) If yes, specify what portion needs to be modified with justification.

	Frequency	Percent
Yes	9	20.0
No	36	80.0
Total	45	100.0



Consolidated statement of analysis:

S. No	Question	No. of students opined				Total no. of Responses
		Excellent/ (100%)	Good/ (75%)	Satisfied/ (50%)	Not Satisfied/ (Below 50%)	
1.	Rate the syllabus of the courses that you have studied in relation to the competencies expected.	5	12	21	7	45
2.	Rate the relevance of the units in the syllabus of each course.	3	9	24	9	45
3.	Rate how the curriculum supports the required Practical skills in the Laboratory	2	12	18	13	45
4.	Rate your curriculum in terms of providing the basic knowledge required for further Education.	3	15	14	13	45
5.	How far your syllabus was useful to crack the CSIR/ UGC NET/APSET/GATE/..?	1	12	23	9	45
6.	Rate the Curriculum – in terms of providing employability after completion of the program.	3	21	14	7	45
7.	Rate the curriculum in improving your knowledge in the subject studied?	1	11	22	11	45
8.	Rate the curriculum in terms of content evolving from basic level to Advanced Level in the ascending order of semesters.	2	16	20	7	45
9.	What is your over all opinion regarding the existing Curriculum?	2	14	18	11	45
TOTAL		22	122	174	87	405
10.	Do you think there is a need to modify your syllabus? (Yes/No) If yes, specify what portion needs to be modified with justification.	YES: 9		NO: 36		45

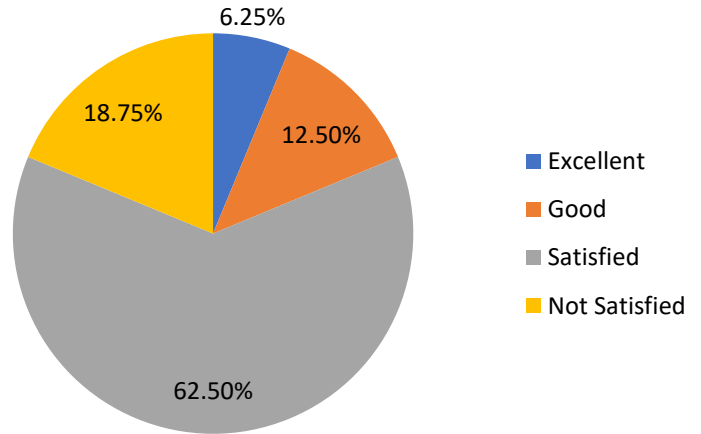


Program Name: Aquaculture

For the academic year 2018-19 feedback was received from 16 numbers of students for the program Aquaculture which are then analyzed and the analysis report is prepared and presented

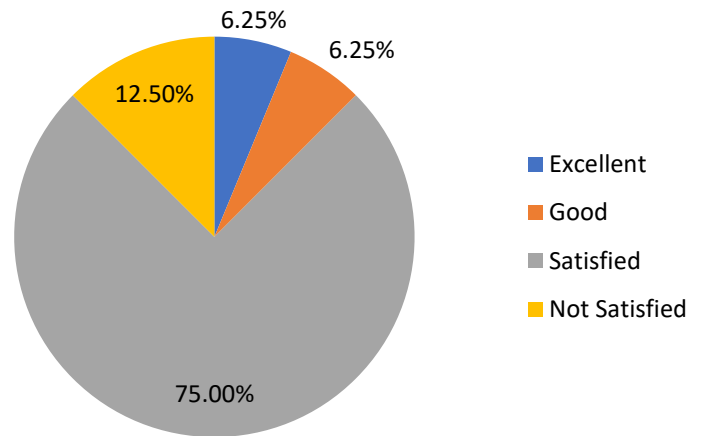
Q1 Rate the syllabus of the courses that you have studied in relation to the competencies expected.

	Frequency	Percent
Excellent	1	6.3
Good	2	12.5
Satisfied	10	62.5
Not Satisfied	3	18.8
Total	16	100.0



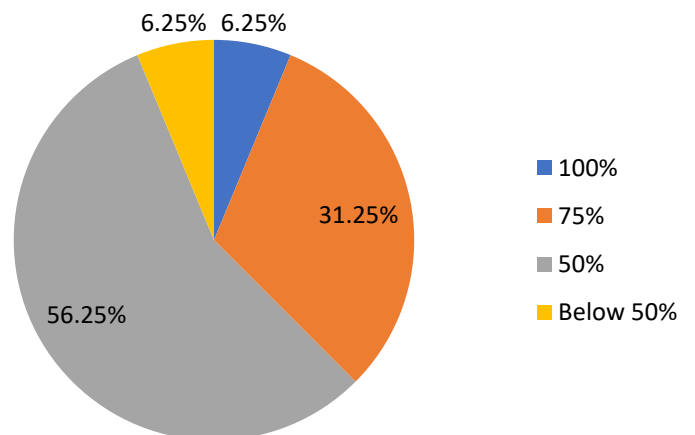
Q2 Rate the relevance of the units in the syllabus of each course

	Frequency	Percent
Excellent	1	6.3
Good	1	6.3
Satisfied	12	75.0
Not Satisfied	2	12.5
Total	16	100.0



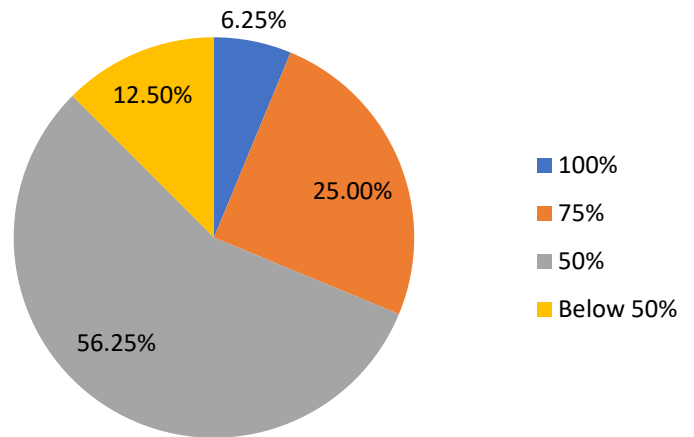
Q3 Rate how the curriculum supports the required Practical skills in the Laboratory

	Frequency	Percent
100%	1	6.3
75%	5	31.3
50%	9	56.3
Below 50%	1	6.3
Total	16	100.0



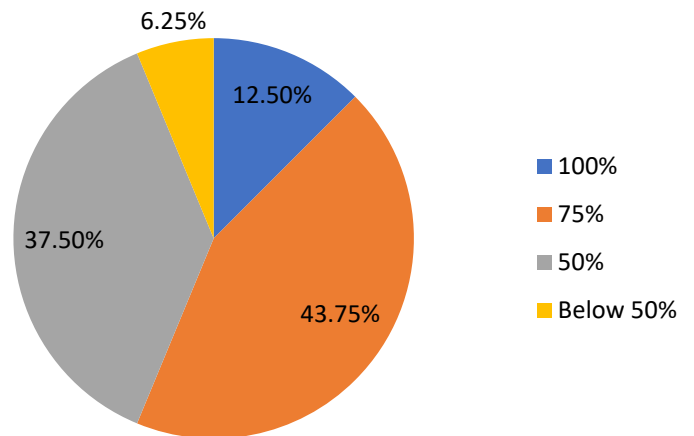
Q4 Rate your curriculum in terms of providing the basic knowledge required for further Education.

	Frequency	Percent
100%	1	6.3
75%	4	25.0
50%	9	56.3
Below 50%	2	12.5
Total	16	100.0



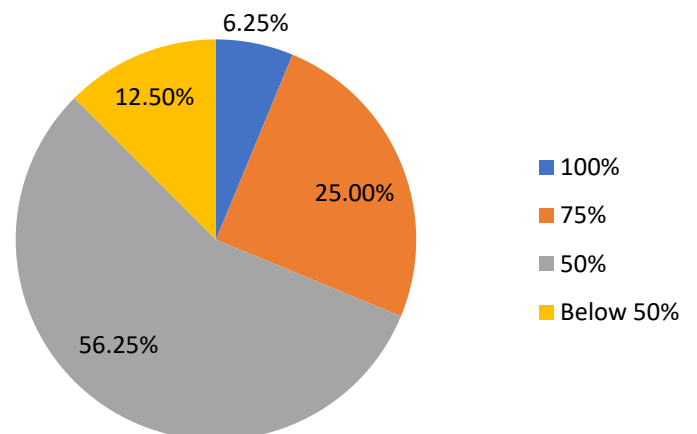
Q5 How far your syllabus was useful to crack the CSIR/ UGC NET/APSET/GATE/..?

	Frequency	Percent
100%	2	12.5
75%	7	43.8
50%	6	37.5
Below 50%	1	6.3
Total	16	100.0



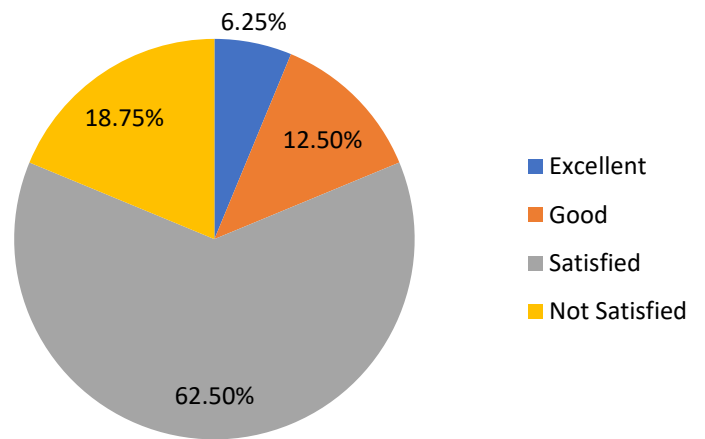
Q6 Rate the Curriculum – in terms of providing employability after completion of the program.

	Frequency	Percent
100%	1	6.3
75%	4	25.0
50%	9	56.3
Below 50%	2	12.5
Total	16	100.0



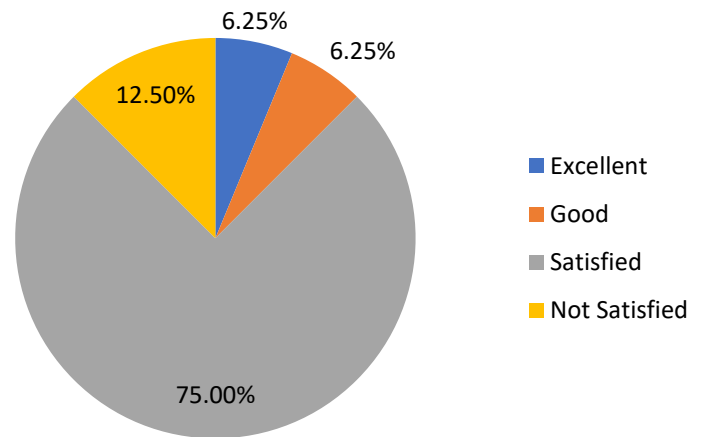
Q7 Rate the curriculum in improving your knowledge in the subject studied?

	Frequency	Percent
Excellent	1	6.3
Good	2	12.5
Satisfied	10	62.5
Not Satisfied	3	18.8
Total	16	100.0



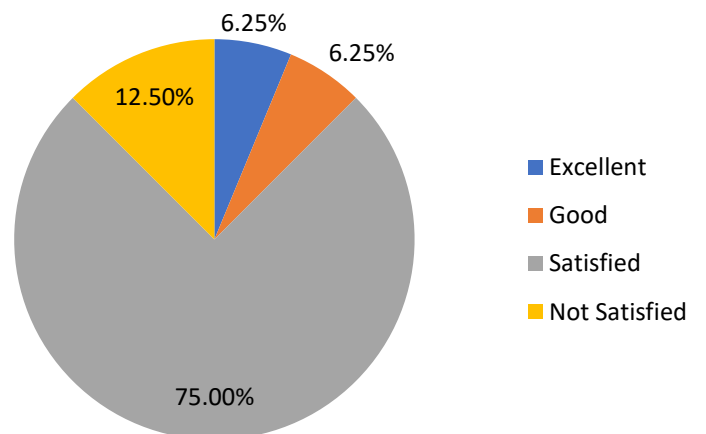
Q8 Rate the curriculum in terms of content evolving from basic level to Advanced Level in the ascending order of semesters.

	Frequency	Percent
Excellent	1	6.3
Good	1	6.3
Satisfied	12	75.0
Not Satisfied	2	12.5
Total	16	100.0



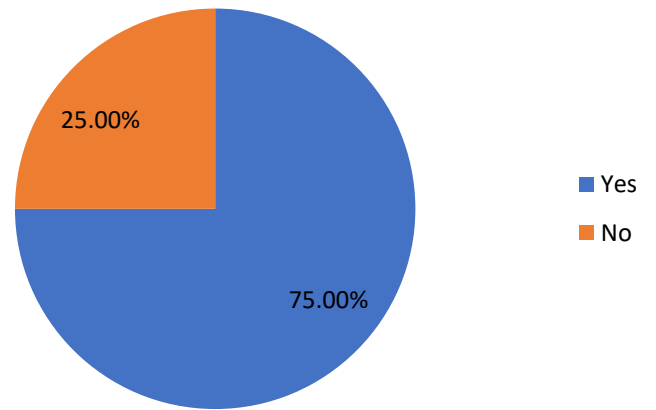
Q9 What is your overall opinion regarding the existing Curriculum?

	Frequency	Percent
Excellent	1	6.3
Good	1	6.3
Satisfied	12	75.0
Not Satisfied	2	12.5
Total	16	100.0



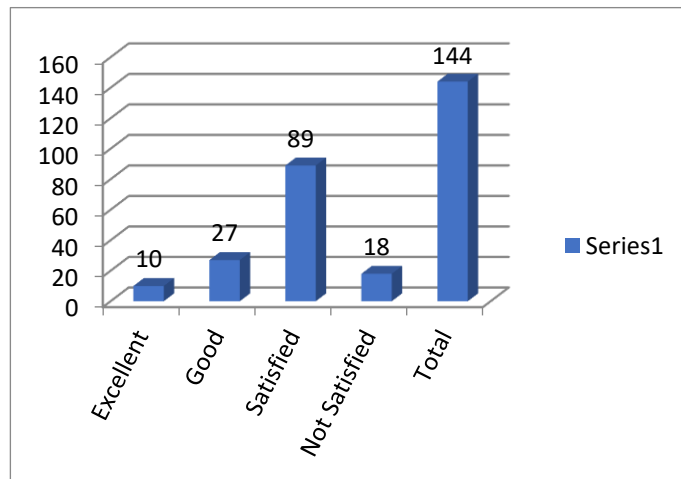
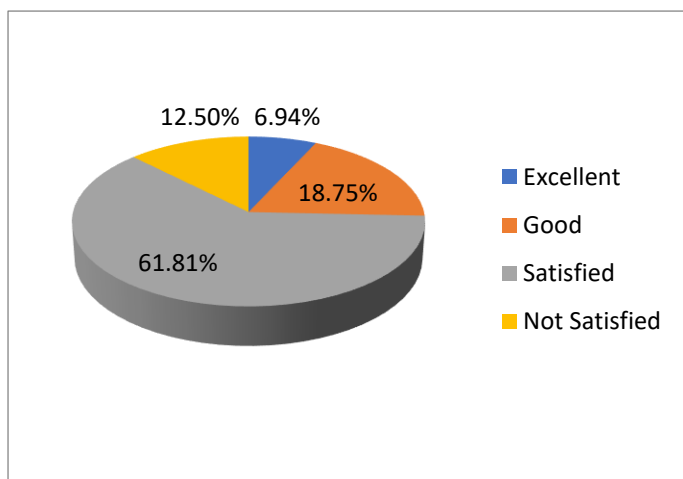
Q10 Do you think there is a need to modify your syllabus? (Yes/No) If yes, specify what portion needs to be modified with justification.

	Frequency	Percent
Yes	12	75.0
No	4	25.0
Total	16	100.0



Consolidated statement of analysis:

S. No	Question	No. of students opined				Total no. of Responses
		Excellent/ (100%)	Good/ (75%)	Satisfied/ (50%)	Not Satisfied/ (Below 50%)	
1.	Rate the syllabus of the courses that you have studied in relation to the competencies expected.	1	2	10	3	16
2.	Rate the relevance of the units in the syllabus of each course.	1	1	12	2	16
3.	Rate how the curriculum supports the required Practical skills in the Laboratory	1	5	9	1	16
4.	Rate your curriculum in terms of providing the basic knowledge required for further Education.	1	4	9	2	16
5.	How far your syllabus was useful to crack the CSIR/ UGC NET/APSET/GATE/..?	2	7	6	1	16
6.	Rate the Curriculum – in terms of providing employability after completion of the program.	1	4	9	2	16
7.	Rate the curriculum in improving your knowledge in the subject studied?	1	2	10	3	16
8.	Rate the curriculum in terms of content evolving from basic level to Advanced Level in the ascending order of semesters.	1	1	12	2	16
9.	What is your over all opinion regarding the existing Curriculum?	1	1	12	2	16
TOTAL		10	27	89	18	144
10.	Do you think there is a need to modify your syllabus? (Yes/No) If yes, specify what portion needs to be modified with justification.	YES: 12		NO: 4		16

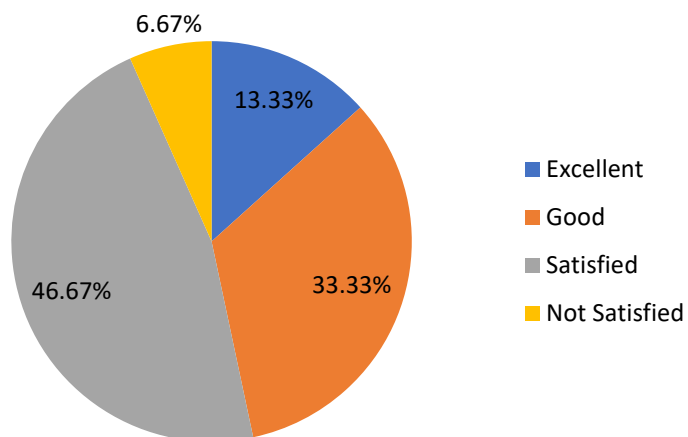


Program Name: Bio-Chemistry

For the academic year 2018-19 feedback was received from 15 numbers of students for the program Bio-Chemistry which are then analyzed and the analysis report is prepared and presented

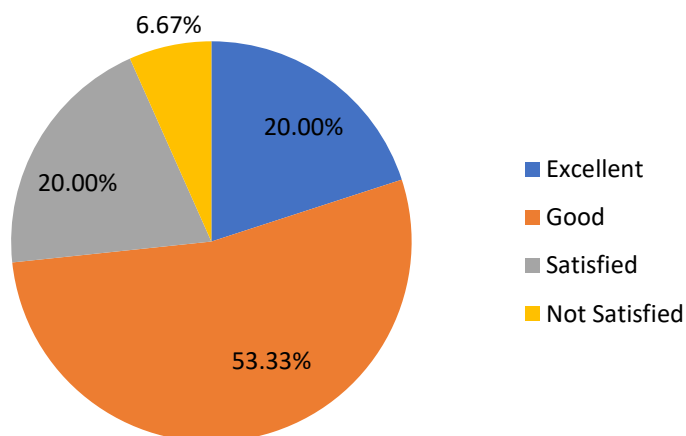
Q1 Rate the syllabus of the courses that you have studied in relation to the competencies expected.

	Frequency	Percent
Excellent	2	13.3
Good	5	33.3
Satisfied	7	46.7
Not Satisfied	1	6.7
Total	15	100.0



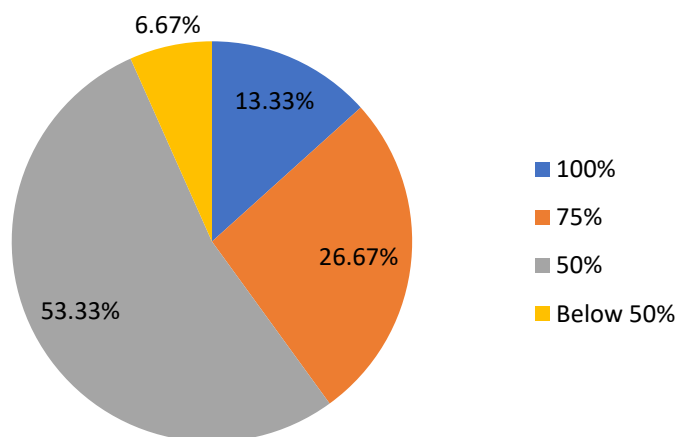
Q2 Rate the relevance of the units in the syllabus of each course

	Frequency	Percent
Excellent	3	20.0
Good	8	53.3
Satisfied	3	20.0
Not Satisfied	1	6.7
Total	15	100.0



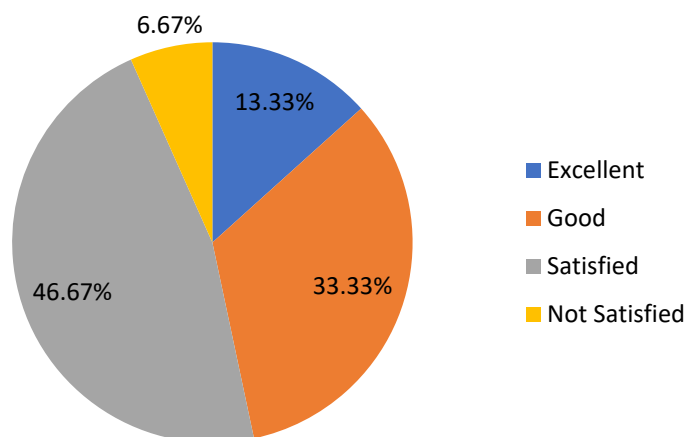
Q3 Rate how the curriculum supports the required Practical skills in the Laboratory

	Frequency	Percent
100%	2	13.3
75%	4	26.7
50%	8	53.3
Below 50%	1	6.7
Total	15	100.0



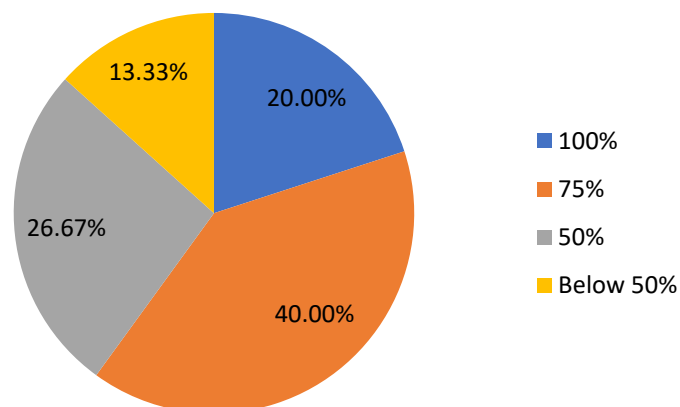
Q4 Rate your curriculum in terms of providing the basic knowledge required for further Education.

	Frequency	Percent
100%	2	13.3
75%	5	33.3
50%	7	46.7
Below 50%	1	6.7
Total	15	100.0



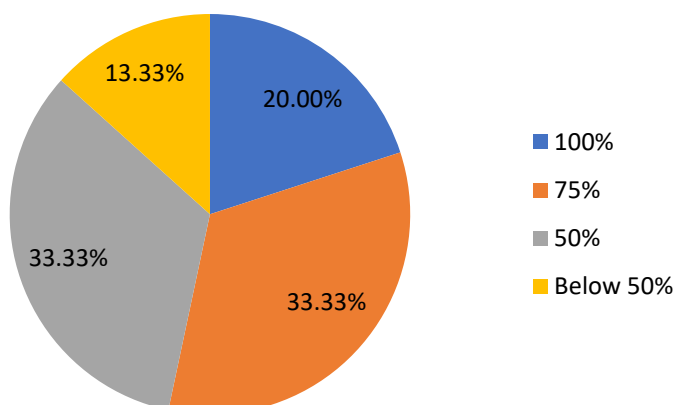
Q5 How far your syllabus was useful to crack the CSIR/ UGC NET/APSET/GATE/..?

	Frequency	Percent
100%	3	20.0
75%	6	40.0
50%	4	26.7
Below 50%	2	13.3
Total	15	100.0



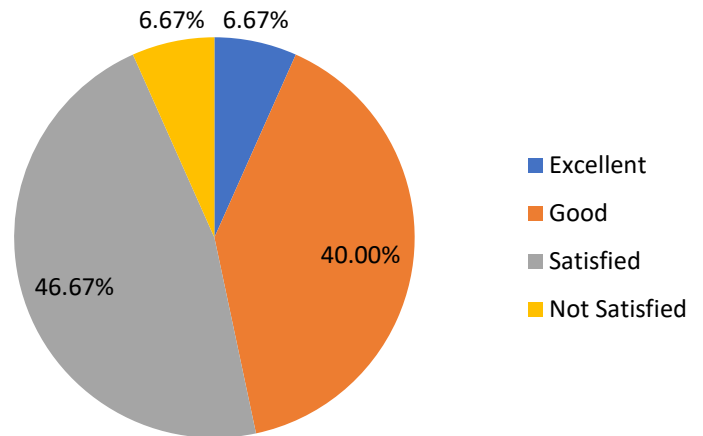
Q6 Rate the Curriculum – in terms of providing employability after completion of the program.

	Frequency	Percent
100%	3	20.0
75%	5	33.3
50%	5	33.3
Below 50%	2	13.3
Total	15	100.0



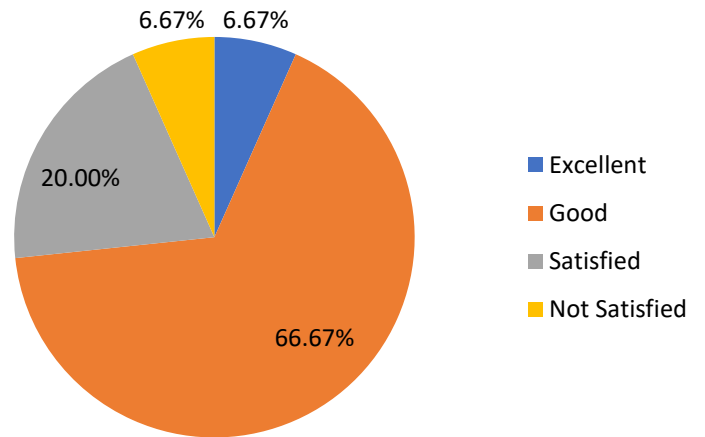
Q7 Rate the curriculum in improving your knowledge in the subject studied?

	Frequency	Percent
Excellent	1	6.7
Good	6	40.0
Satisfied	7	46.7
Not Satisfied	1	6.7
Total	15	100.0



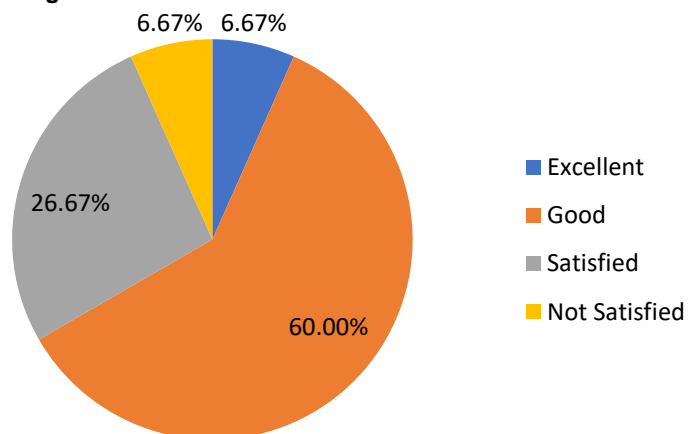
Q8 Rate the curriculum in terms of content evolving from basic level to Advanced Level in the ascending order of semesters.

	Frequency	Percent
Excellent	1	6.7
Good	10	66.7
Satisfied	3	20.0
Not Satisfied	1	6.7
Total	15	100.0



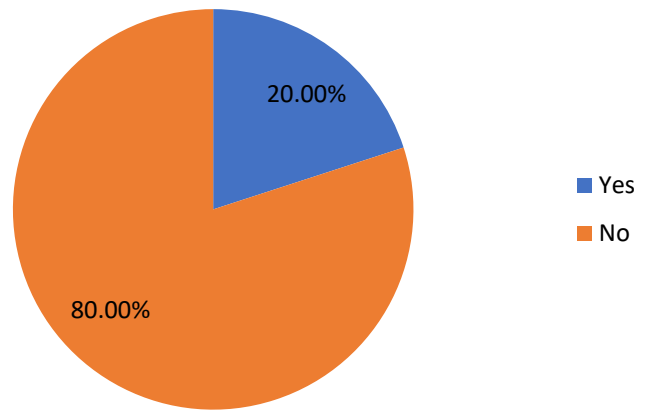
Q9 What is your overall opinion regarding the existing Curriculum?

	Frequency	Percent
Excellent	1	6.7
Good	9	60.0
Satisfied	4	26.7
Not Satisfied	1	6.7
Total	15	100.0



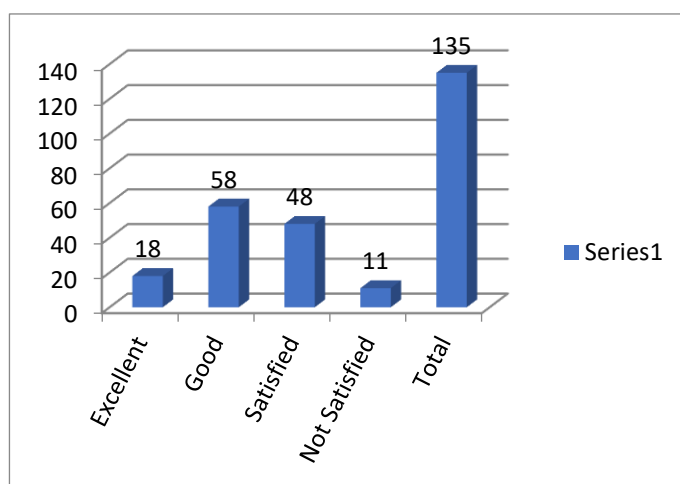
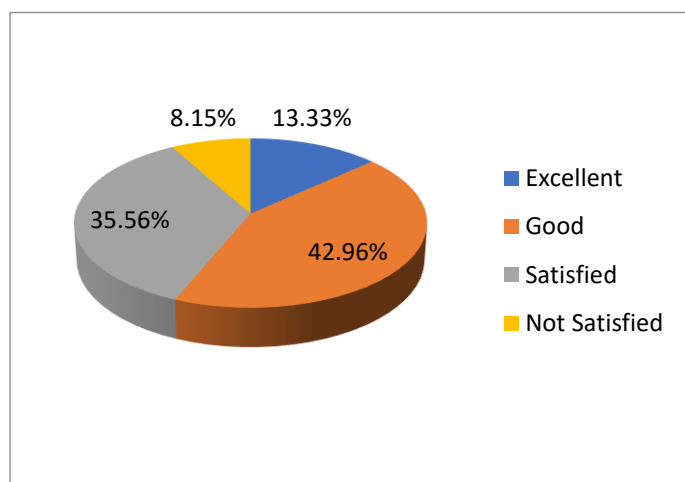
Q10 Do you think there is a need to modify your syllabus? (Yes/No) If yes, specify what portion needs to be modified with justification.

	Frequency	Percent
Yes	3	20.0
No	12	80.0
Total	15	100.0



Consolidated statement of analysis:

S. No	Question	No. of students opined				Total no. of Responses
		Excellent/ (100%)	Good/ (75%)	Satisfied/ (50%)	Not Satisfied/ (Below 50%)	
1.	Rate the syllabus of the courses that you have studied in relation to the competencies expected.	2	5	7	1	15
2.	Rate the relevance of the units in the syllabus of each course.	3	8	3	1	15
3.	Rate how the curriculum supports the required Practical skills in the Laboratory	2	4	8	1	15
4.	Rate your curriculum in terms of providing the basic knowledge required for further Education.	2	5	7	1	15
5.	How far your syllabus was useful to crack the CSIR/ UGC NET/APSET/GATE/..?	3	6	4	2	15
6.	Rate the Curriculum – in terms of providing employability after completion of the program.	3	5	5	2	15
7.	Rate the curriculum in improving your knowledge in the subject studied?	1	6	7	1	15
8.	Rate the curriculum in terms of content evolving from basic level to Advanced Level in the ascending order of semesters.	1	10	3	1	15
9.	What is your over all opinion regarding the existing Curriculum?	1	9	4	1	15
TOTAL		18	58	48	11	135
10.	Do you think there is a need to modify your syllabus? (Yes/No) If yes, specify what portion needs to be modified with justification.	YES: 3		NO: 12		15

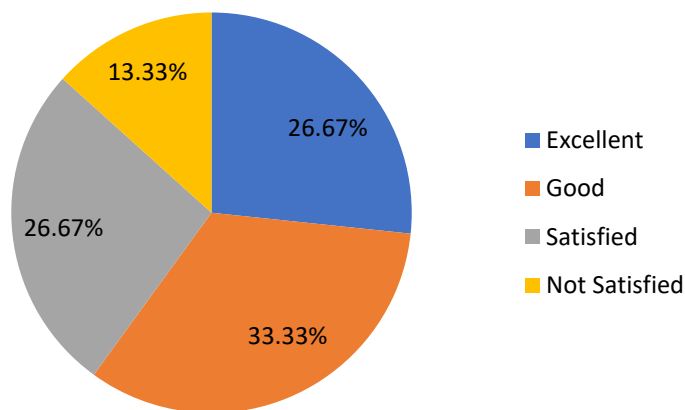


Program Name: Bio-Technology

For the academic year 2018-19 feedback was received from 15 numbers of students for the program Bio-Technology which are then analyzed and the analysis report is prepared and presented

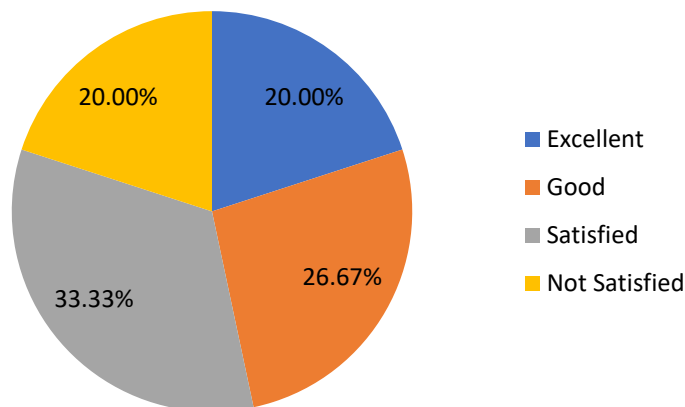
Q1 Rate the syllabus of the courses that you have studied in relation to the competencies expected.

	Frequency	Percent
Excellent	4	26.7
Good	5	33.3
Satisfied	4	26.7
Not Satisfied	2	13.3
Total	15	100.0



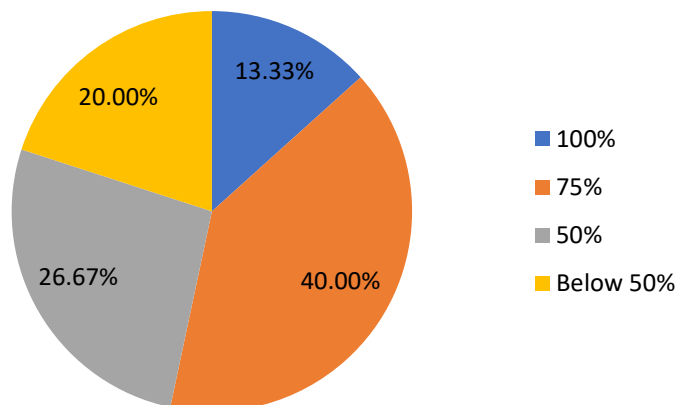
Q2 Rate the relevance of the units in the syllabus of each course

	Frequency	Percent
Excellent	3	20.0
Good	4	26.7
Satisfied	5	33.3
Not Satisfied	3	20.0
Total	15	100.0



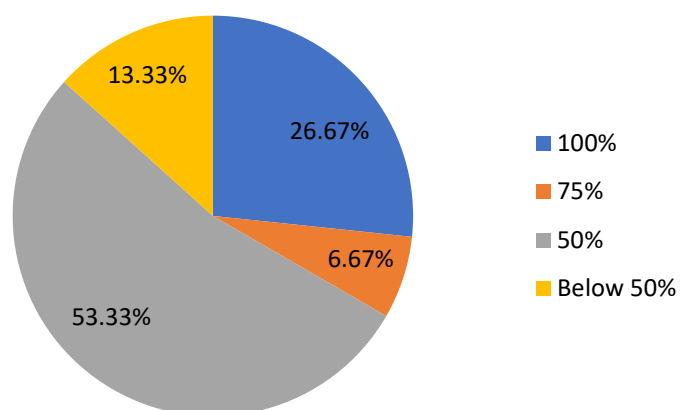
Q3 Rate how the curriculum supports the required Practical skills in the Laboratory

	Frequency	Percent
100%	2	13.3
75%	6	40.0
50%	4	26.7
Below 50%	3	20.0
Total	15	100.0



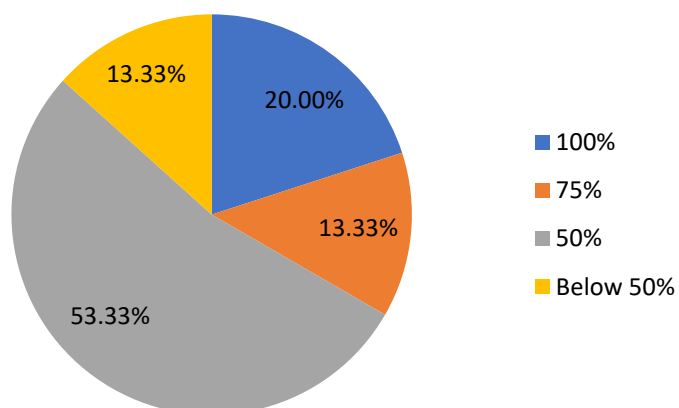
Q4 Rate your curriculum in terms of providing the basic knowledge required for further Education.

	Frequency	Percent
100%	4	26.7
75%	1	6.7
50%	8	53.3
Below 50%	2	13.3
Total	15	100.0



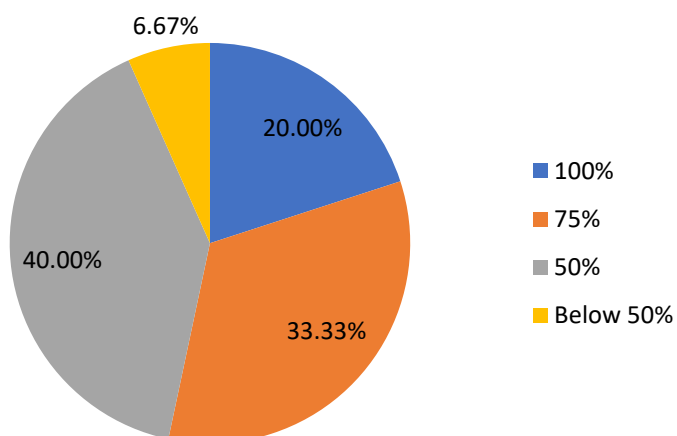
Q5 How far your syllabus was useful to crack the CSIR/ UGC NET/APSET/GATE/..?

	Frequency	Percent
100%	3	20.0
75%	2	13.3
50%	8	53.3
Below 50%	2	13.3
Total	15	100.0



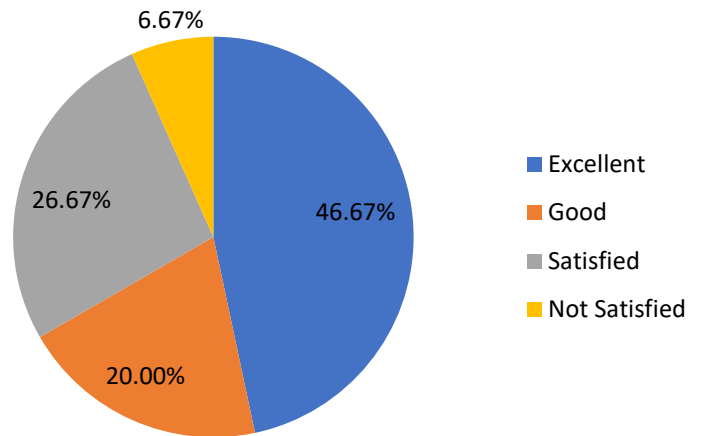
Q6 Rate the Curriculum – in terms of providing employability after completion of the program.

	Frequency	Percent
100%	3	20.0
75%	5	33.3
50%	6	40.0
Below 50%	1	6.7
Total	15	100.0



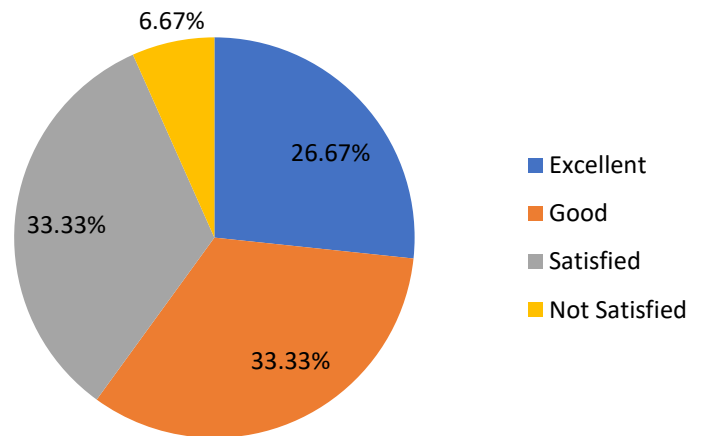
Q7 Rate the curriculum in improving your knowledge in the subject studied?

	Frequency	Percent
Excellent	7	46.7
Good	3	20.0
Satisfied	4	26.7
Not Satisfied	1	6.7
Total	15	100.0



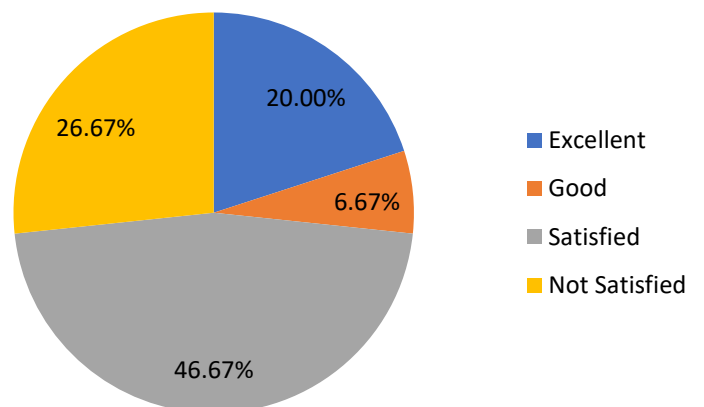
Q8 Rate the curriculum in terms of content evolving from basic level to Advanced Level in the ascending order of semesters.

	Frequency	Percent
Excellent	4	26.7
Good	5	33.3
Satisfied	5	33.3
Not Satisfied	1	6.7
Total	15	100.0



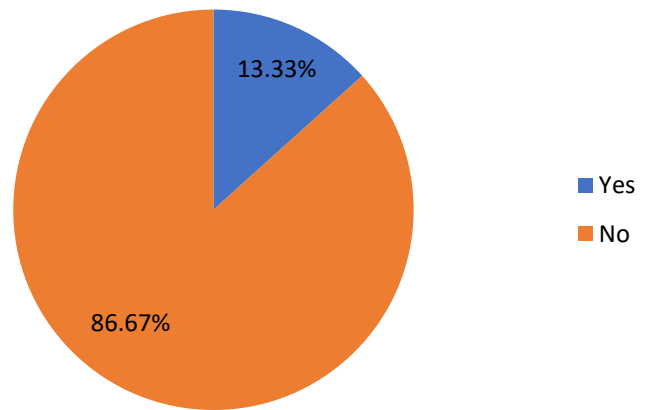
Q9 What is your overall opinion regarding the existing Curriculum?

	Frequency	Percent
Excellent	3	20.0
Good	1	6.7
Satisfied	7	46.7
Not Satisfied	4	26.7
Total	15	100.0



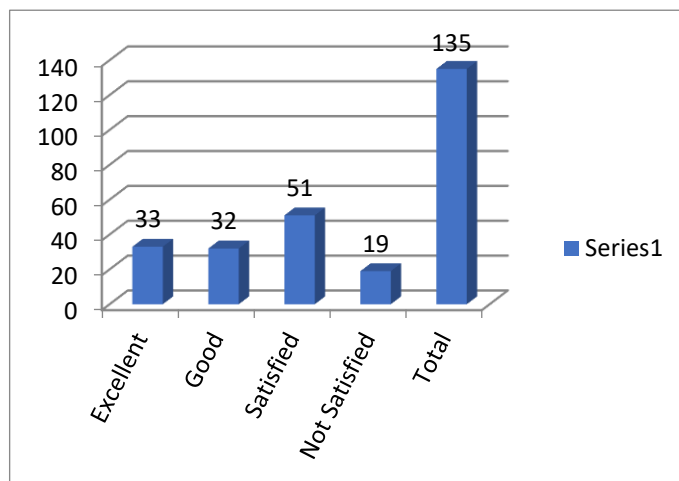
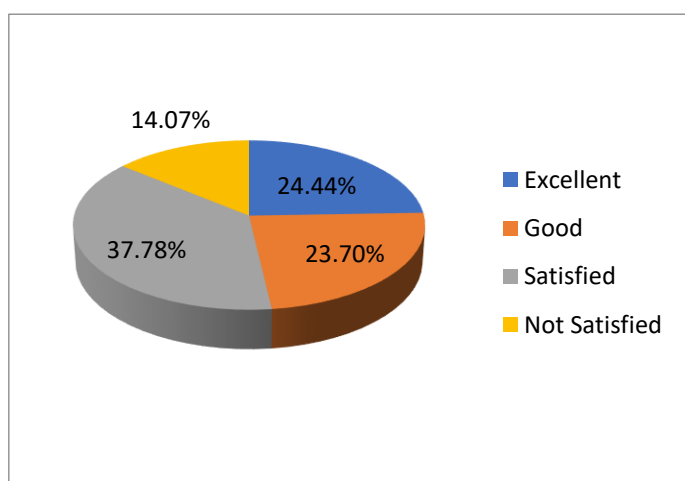
Q10 Do you think there is a need to modify your syllabus? (Yes/No) If yes, specify what portion needs to be modified with justification.

	Frequency	Percent
Yes	2	13.3
No	13	86.7
Total	15	100.0



Consolidated statement of analysis:

S. No	Question	No. of students opined				Total no. of Responses
		Excellent/ (100%)	Good/ (75%)	Satisfied/ (50%)	Not Satisfied/ (Below 50%)	
1.	Rate the syllabus of the courses that you have studied in relation to the competencies expected.	4	5	4	2	15
2.	Rate the relevance of the units in the syllabus of each course.	3	4	5	3	15
3.	Rate how the curriculum supports the required Practical skills in the Laboratory	2	6	4	3	15
4.	Rate your curriculum in terms of providing the basic knowledge required for further Education.	4	1	8	2	15
5.	How far your syllabus was useful to crack the CSIR/ UGC NET/APSET/GATE/..?	3	2	8	2	15
6.	Rate the Curriculum – in terms of providing employability after completion of the program.	3	5	6	1	15
7.	Rate the curriculum in improving your knowledge in the subject studied?	7	3	4	1	15
8.	Rate the curriculum in terms of content evolving from basic level to Advanced Level in the ascending order of semesters.	4	5	5	1	15
9.	What is your over all opinion regarding the existing Curriculum?	3	1	7	4	15
TOTAL		33	32	51	19	135
10.	Do you think there is a need to modify your syllabus? (Yes/No) If yes, specify what portion needs to be modified with justification.	YES: 0		NO: 15		15

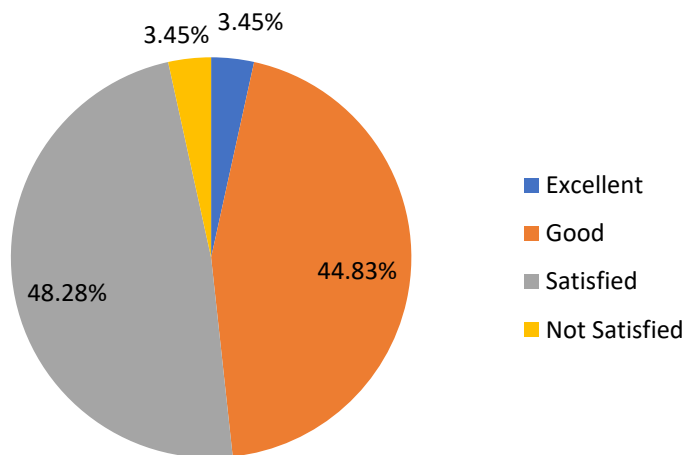


Program Name: Botany

For the academic year 2018-19 feedback was received from 29 numbers of students for the program Botany which are then analyzed and the analysis report is prepared and presented

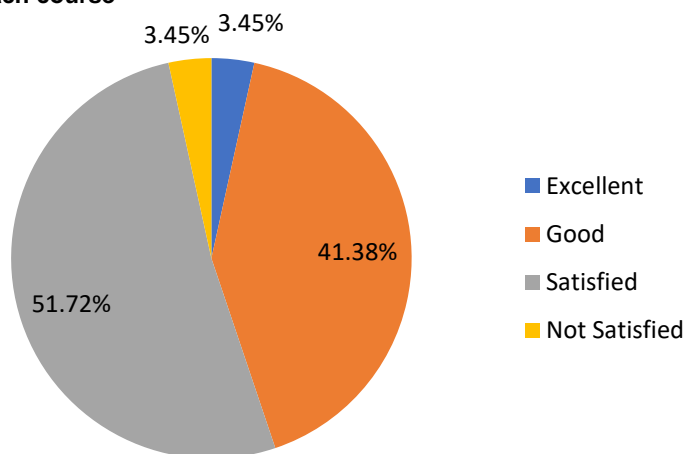
Q1 Rate the syllabus of the courses that you have studied in relation to the competencies expected.

	Frequency	Percent
Excellent	1	3.4
Good	13	44.8
Satisfied	14	48.3
Not Satisfied	1	3.4
Total	29	100.0



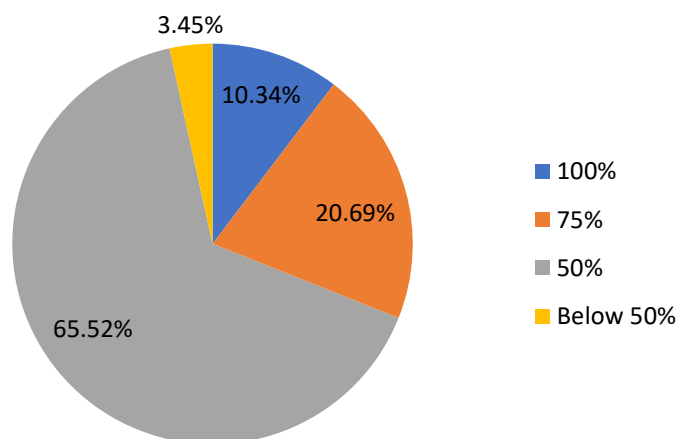
Q2 Rate the relevance of the units in the syllabus of each course

	Frequency	Percent
Excellent	1	3.4
Good	12	41.4
Satisfied	15	51.7
Not Satisfied	1	3.4
Total	29	100.0



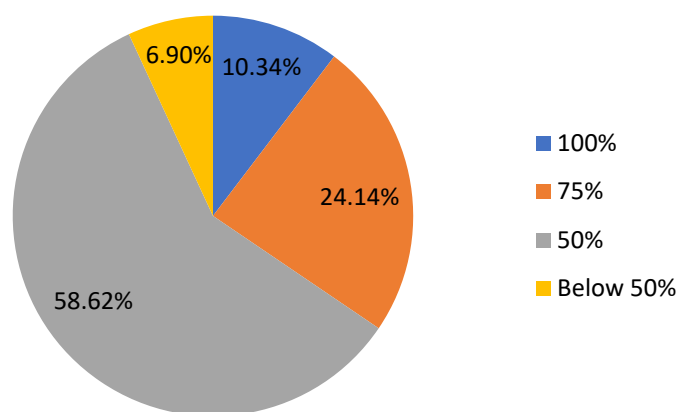
Q3 Rate how the curriculum supports the required Practical skills in the Laboratory

	Frequency	Percent
100%	3	10.3
75%	6	20.7
50%	19	65.5
Below 50%	1	3.4
Total	29	100.0



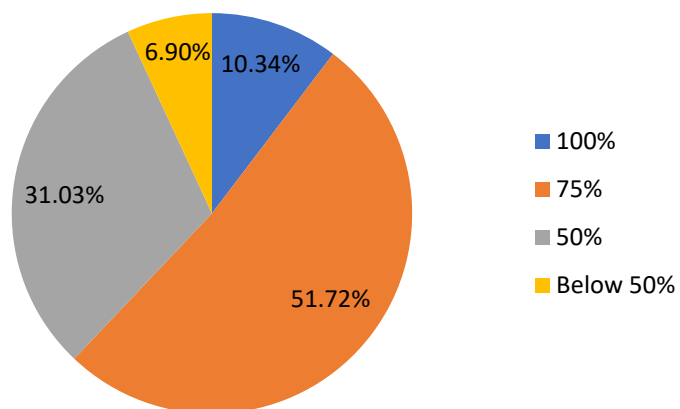
Q4 Rate your curriculum in terms of providing the basic knowledge required for further Education.

	Frequency	Percent
100%	3	10.3
75%	7	24.1
50%	17	58.6
Below 50%	2	6.9
Total	29	100.0



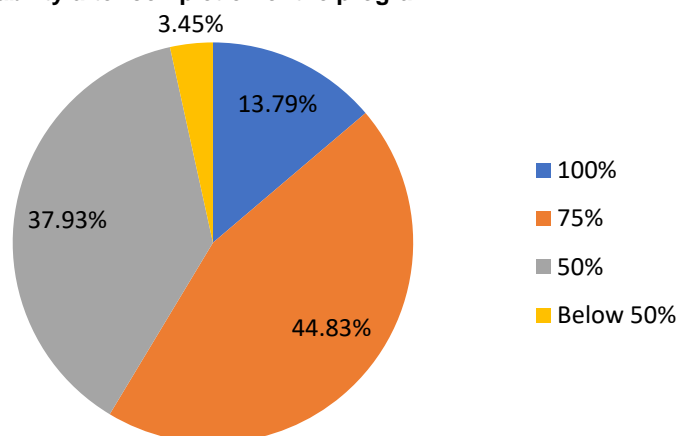
Q5 How far your syllabus was useful to crack the CSIR/ UGC NET/APSET/GATE/..?

	Frequency	Percent
100%	3	10.3
75%	15	51.7
50%	9	31.0
Below 50%	2	6.9
Total	29	100.0



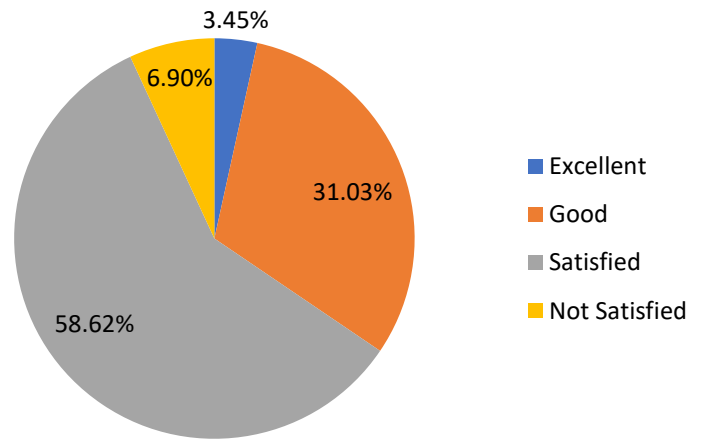
Q6 Rate the Curriculum – in terms of providing employability after completion of the program.

	Frequency	Percent
100%	4	13.8
75%	13	44.8
50%	11	37.9
Below 50%	1	3.4
Total	29	100.0



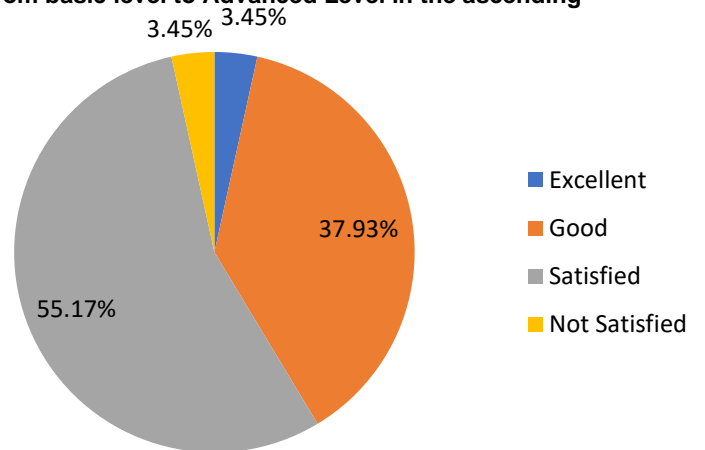
Q7 Rate the curriculum in improving your knowledge in the subject studied?

	Frequency	Percent
Excellent	1	3.4
Good	9	31.0
Satisfied	17	58.6
Not Satisfied	2	6.9
Total	29	100.0



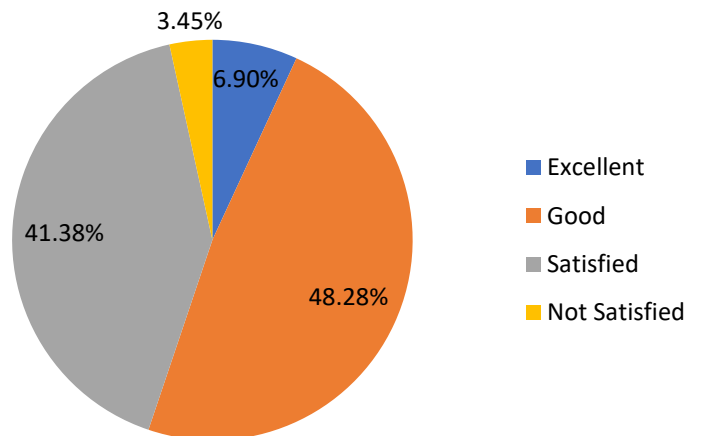
Q8 Rate the curriculum in terms of content evolving from basic level to Advanced Level in the ascending order of semesters.

	Frequency	Percent
Excellent	1	3.4
Good	11	37.9
Satisfied	16	55.2
Not Satisfied	1	3.4
Total	29	100.0



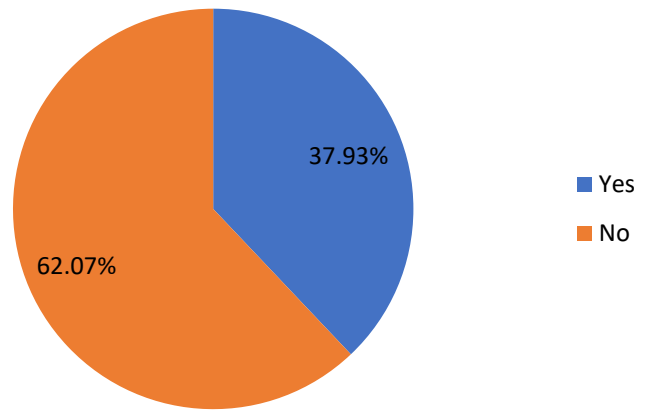
Q9 What is your overall opinion regarding the existing Curriculum?

	Frequency	Percent
Excellent	2	6.9
Good	14	48.3
Satisfied	12	41.4
Not Satisfied	1	3.4
Total	29	100.0



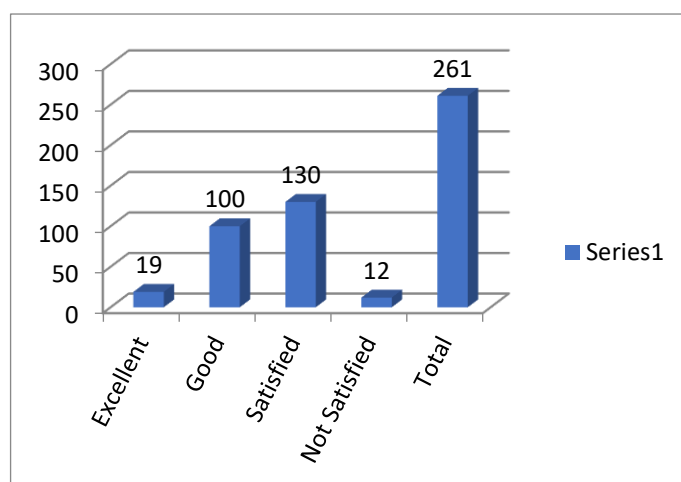
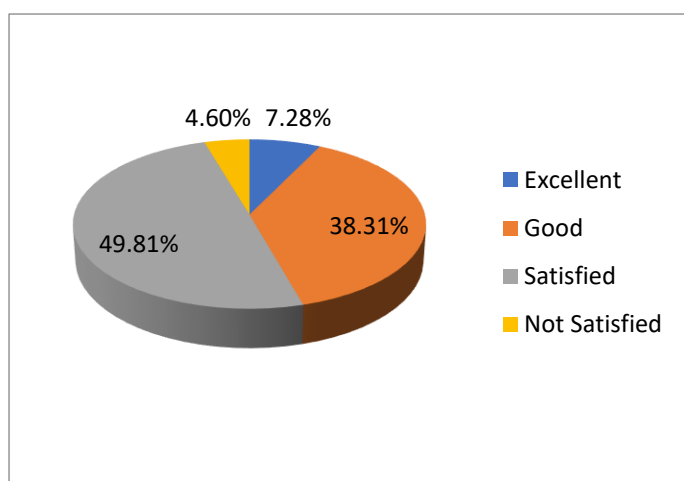
Q10 Do you think there is a need to modify your syllabus? (Yes/No) If yes, specify what portion needs to be modified with justification.

	Frequency	Percent
Yes	11	37.9
No	18	62.1
Total	29	100.0



Consolidated statement of analysis:

S. No	Question	No. of students opined				Total no. of Responses
		Excellent/ (100%)	Good/ (75%)	Satisfied/ (50%)	Not Satisfied/ (Below 50%)	
1.	Rate the syllabus of the courses that you have studied in relation to the competencies expected.	1	13	14	1	29
2.	Rate the relevance of the units in the syllabus of each course.	1	12	15	1	29
3.	Rate how the curriculum supports the required Practical skills in the Laboratory	3	6	19	1	29
4.	Rate your curriculum in terms of providing the basic knowledge required for further Education.	3	7	17	2	29
5.	How far your syllabus was useful to crack the CSIR/ UGC NET/APSET/GATE/..?	3	15	9	2	29
6.	Rate the Curriculum – in terms of providing employability after completion of the program.	4	13	11	1	29
7.	Rate the curriculum in improving your knowledge in the subject studied?	1	9	17	2	29
8.	Rate the curriculum in terms of content evolving from basic level to Advanced Level in the ascending order of semesters.	1	11	16	1	29
9.	What is your over all opinion regarding the existing Curriculum?	2	14	12	1	29
TOTAL		19	100	130	12	261
10.	Do you think there is a need to modify your syllabus? (Yes/No) If yes, specify what portion needs to be modified with justification.	YES:11		NO: 18		29

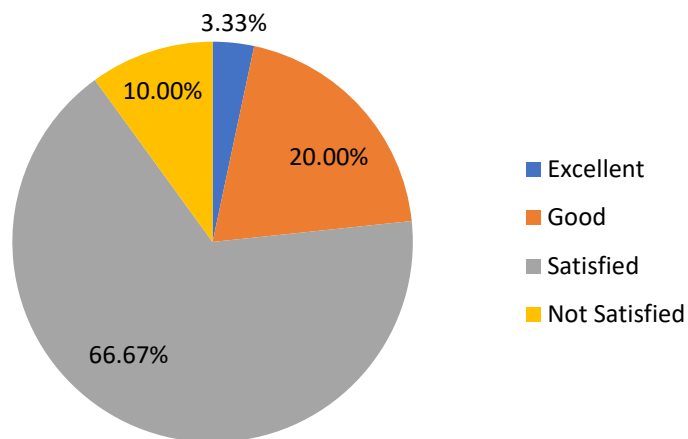


Program Name: Chemistry

For the academic year 2018-19 feedback was received from 30 numbers of students for the program Chemistry which are then analyzed and the analysis report is prepared and presented

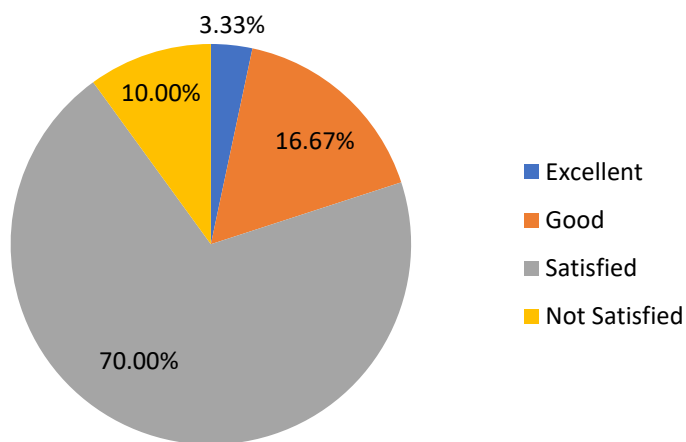
Q1 Rate the syllabus of the courses that you have studied in relation to the competencies expected.

	Frequency	Percent
Excellent	1	3.3
Good	6	20.0
Satisfied	20	66.7
Not Satisfied	3	10.0
Total	30	100.0



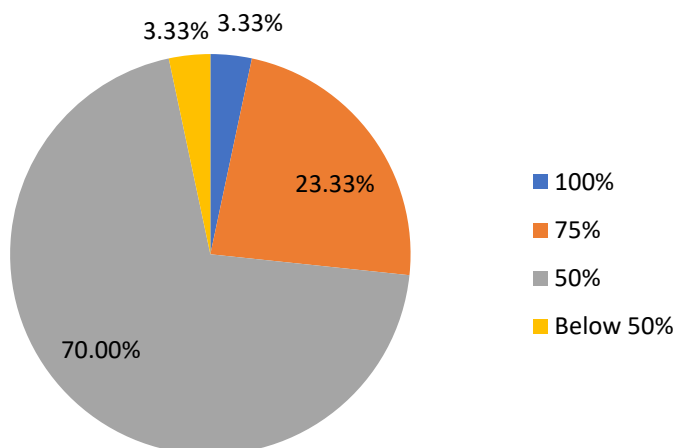
Q2 Rate the relevance of the units in the syllabus of each course

	Frequency	Percent
Excellent	1	3.3
Good	5	16.7
Satisfied	21	70.0
Not Satisfied	3	10.0
Total	30	100.0



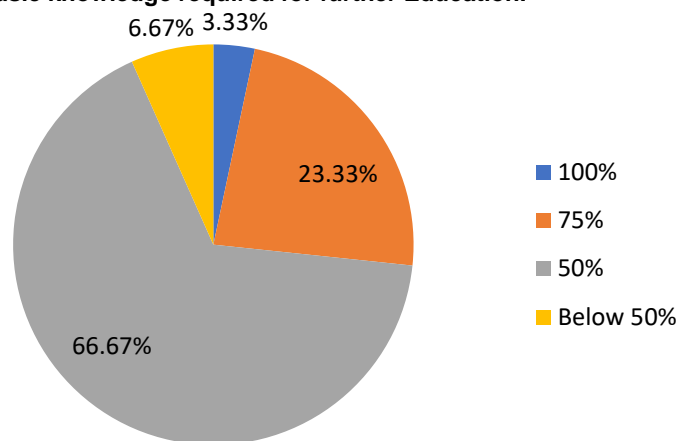
Q3 Rate how the curriculum supports the required Practical skills in the Laboratory

	Frequency	Percent
100%	1	3.3
75%	7	23.3
50%	21	70.0
Below 50%	1	3.3
Total	30	100.0



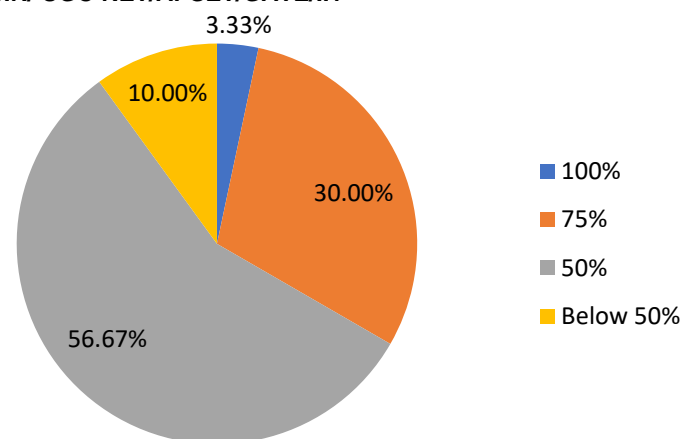
Q4 Rate your curriculum in terms of providing the basic knowledge required for further Education.

	Frequency	Percent
100%	1	3.3
75%	7	23.3
50%	20	66.7
Below 50%	2	6.7
Total	30	100.0



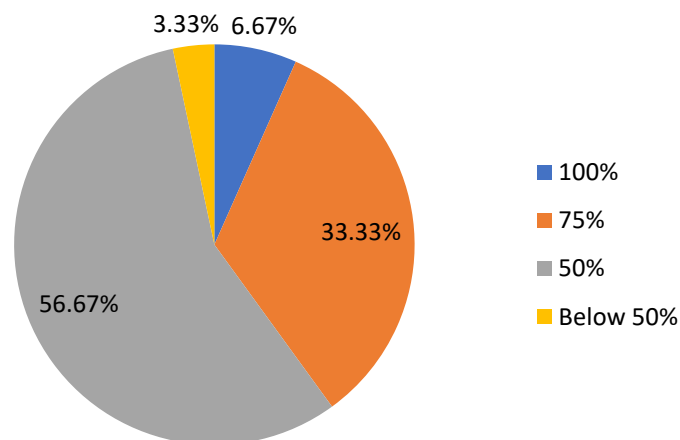
Q5 How far your syllabus was useful to crack the CSIR/ UGC NET/APSET/GATE/..?

	Frequency	Percent
100%	1	3.3
75%	9	30.0
50%	17	56.7
Below 50%	3	10.0
Total	30	100.0



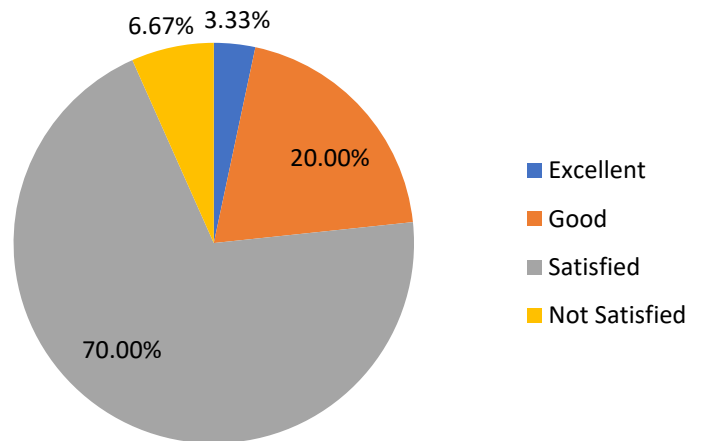
Q6 Rate the Curriculum – in terms of providing employability after completion of the program.

	Frequency	Percent
100%	2	6.7
75%	10	33.3
50%	17	56.7
Below 50%	1	3.3
Total	30	100.0



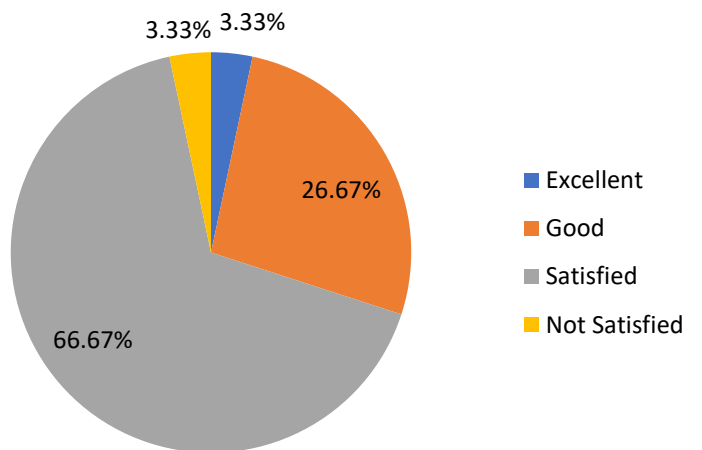
Q7 Rate the curriculum in improving your knowledge in the subject studied?

	Frequency	Percent
Excellent	1	3.3
Good	6	20.0
Satisfied	21	70.0
Not Satisfied	2	6.7
Total	30	100.0



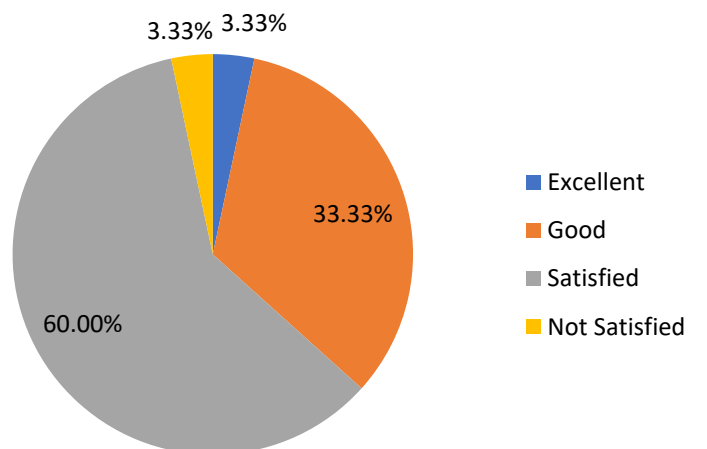
Q8 Rate the curriculum in terms of content evolving from basic level to Advanced Level in the ascending order of semesters.

	Frequency	Percent
Excellent	1	3.3
Good	8	26.7
Satisfied	20	66.7
Not Satisfied	1	3.3
Total	30	100.0



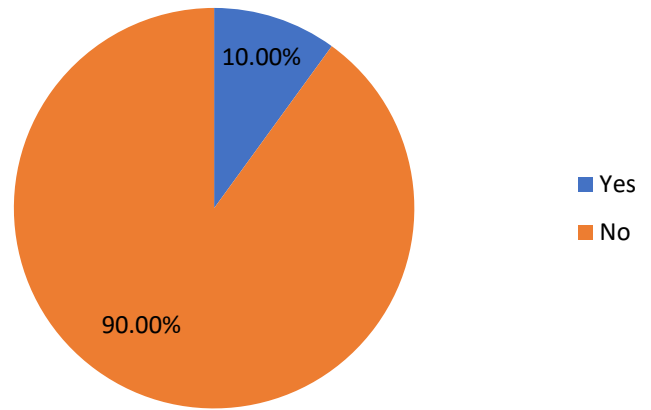
Q9 What is your overall opinion regarding the existing Curriculum?

	Frequency	Percent
Excellent	1	3.3
Good	10	33.3
Satisfied	18	60.0
Not Satisfied	1	3.3
Total	30	100.0



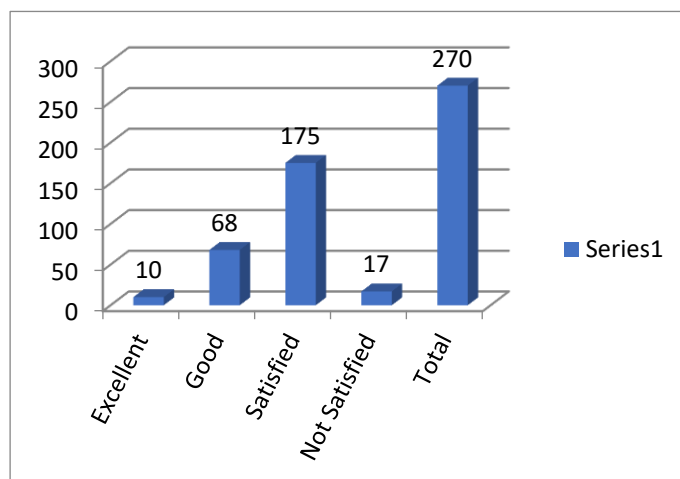
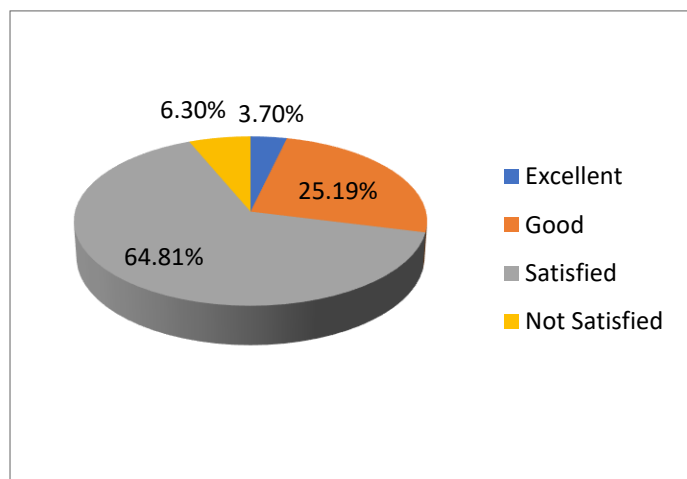
Q10 Do you think there is a need to modify your syllabus? (Yes/No) If yes, specify what portion needs to be modified with justification.

	Frequency	Percent
Yes	3	10.0
No	27	90.0
Total	30	100.0



Consolidated statement of analysis:

S. No	Question	No. of students opined				Total no. of Responses
		Excellent/ (100%)	Good/ (75%)	Satisfied/ (50%)	Not Satisfied/ (Below 50%)	
1.	Rate the syllabus of the courses that you have studied in relation to the competencies expected.	1	6	20	3	30
2.	Rate the relevance of the units in the syllabus of each course.	1	5	21	3	30
3.	Rate how the curriculum supports the required Practical skills in the Laboratory	1	7	21	1	30
4.	Rate your curriculum in terms of providing the basic knowledge required for further Education.	1	7	20	2	30
5.	How far your syllabus was useful to crack the CSIR/ UGC NET/APSET/GATE/..?	1	9	17	3	30
6.	Rate the Curriculum – in terms of providing employability after completion of the program.	2	10	17	1	30
7.	Rate the curriculum in improving your knowledge in the subject studied?	1	6	21	2	30
8.	Rate the curriculum in terms of content evolving from basic level to Advanced Level in the ascending order of semesters.	1	8	20	1	30
9.	What is your over all opinion regarding the existing Curriculum?	1	10	18	1	30
TOTAL		10	68	175	17	270
10.	Do you think there is a need to modify your syllabus? (Yes/No) If yes, specify what portion needs to be modified with justification.	YES:3		NO: 27		30

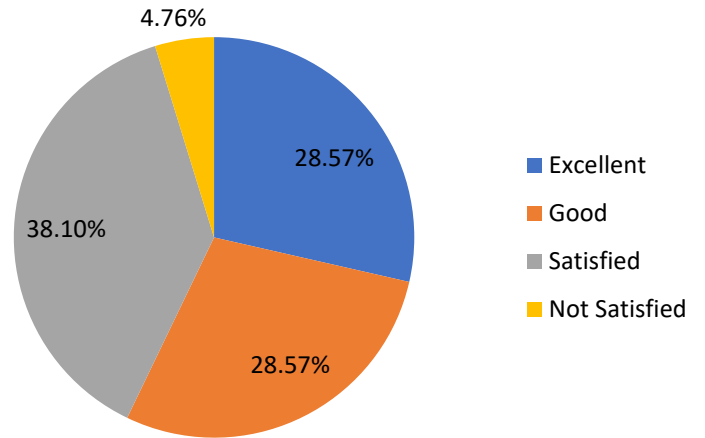


Program Name: Geo Physics

For the academic year 2018-19 feedback was received from 21 numbers of students for the program Geo Physics which are then analyzed and the analysis report is prepared and presented

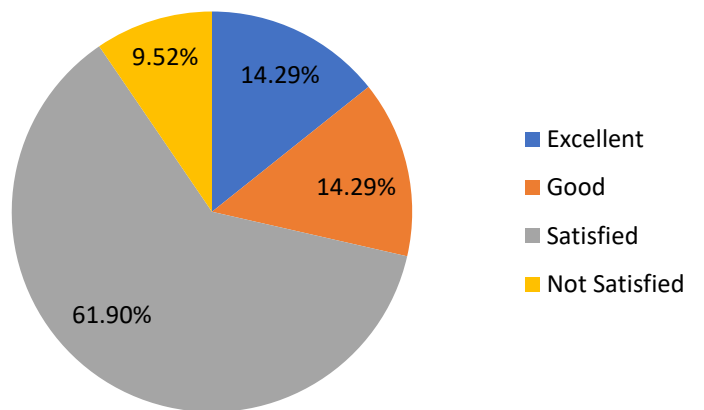
Q1 Rate the syllabus of the courses that you have studied in relation to the competencies expected.

	Frequency	Percent
Excellent	6	28.6
Good	6	28.6
Satisfied	8	38.1
Not Satisfied	1	4.8
Total	21	100.0



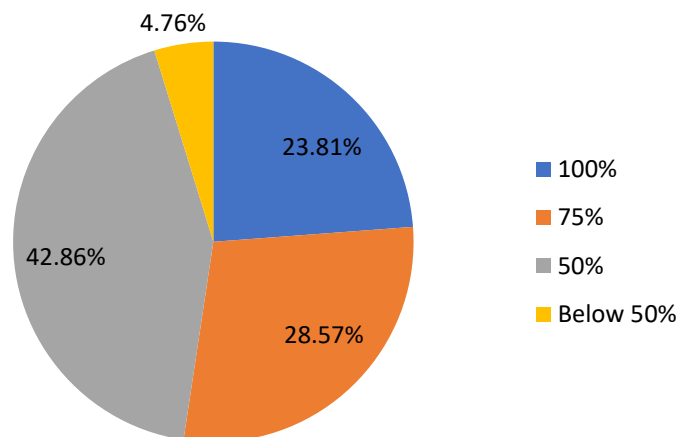
Q2 Rate the relevance of the units in the syllabus of each course

	Frequency	Percent
Excellent	3	14.3
Good	3	14.3
Satisfied	13	61.9
Not Satisfied	2	9.5
Total	21	100.0



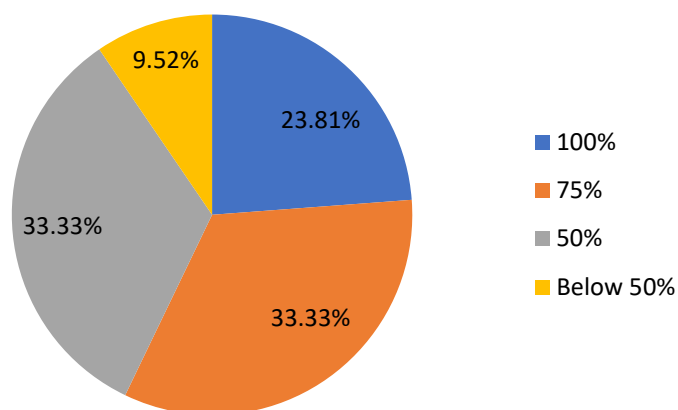
Q3 Rate how the curriculum supports the required Practical skills in the Laboratory

	Frequency	Percent
100%	5	23.8
75%	6	28.6
50%	9	42.9
Below 50%	1	4.8
Total	21	100.0



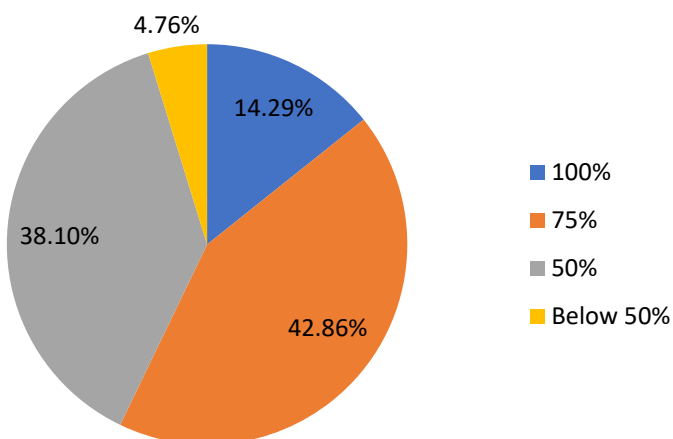
Q4 Rate your curriculum in terms of providing the basic knowledge required for further Education.

	Frequency	Percent
100%	5	23.8
75%	7	33.3
50%	7	33.3
Below 50%	2	9.5
Total	21	100.0



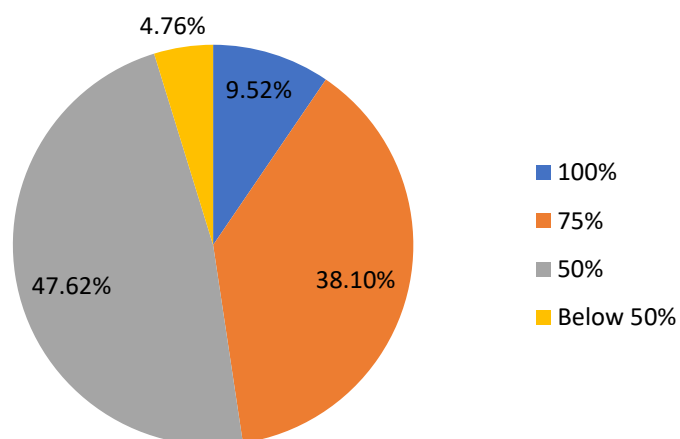
Q5 How far your syllabus was useful to crack the CSIR/ UGC NET/APSET/GATE/..?

	Frequency	Percent
100%	3	14.3
75%	9	42.9
50%	8	38.1
Below 50%	1	4.8
Total	21	100.0



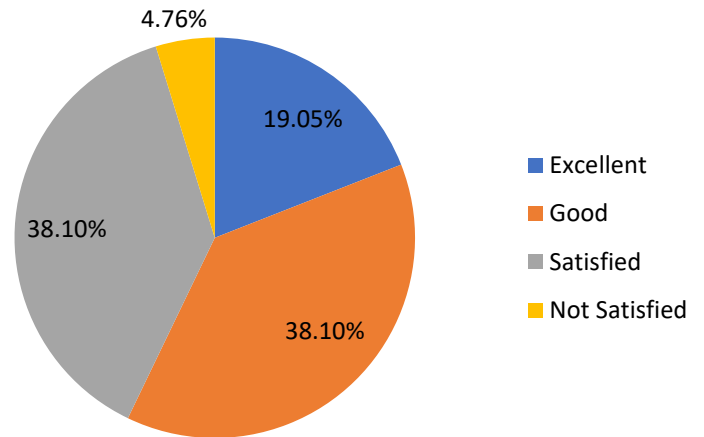
Q6 Rate the Curriculum – in terms of providing employability after completion of the program.

	Frequency	Percent
100%	2	9.5
75%	8	38.1
50%	10	47.6
Below 50%	1	4.8
Total	21	100.0



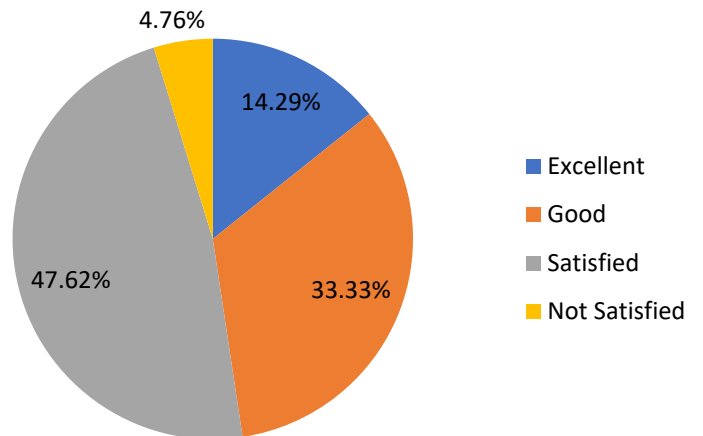
Q7 Rate the curriculum in improving your knowledge in the subject studied?

	Frequency	Percent
Excellent	4	19.0
Good	8	38.1
Satisfied	8	38.1
Not Satisfied	1	4.8
Total	21	100.0



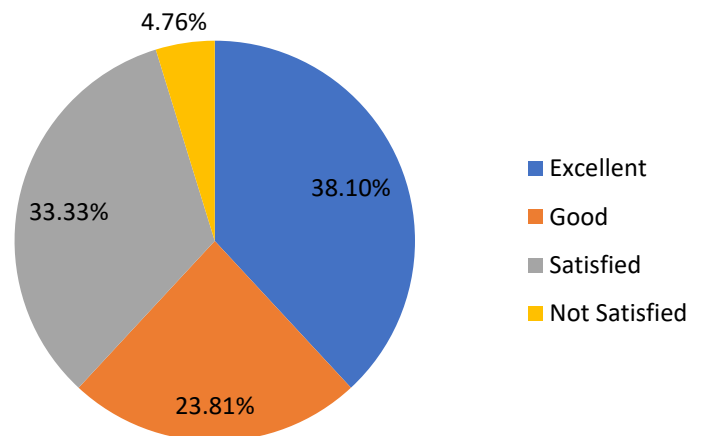
Q8 Rate the curriculum in terms of content evolving from basic level to Advanced Level in the ascending order of semesters.

	Frequency	Percent
Excellent	3	14.3
Good	7	33.3
Satisfied	10	47.6
Not Satisfied	1	4.8
Total	21	100.0



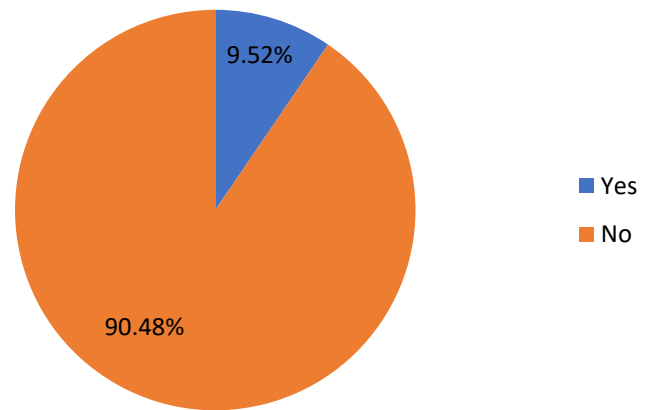
Q9 What is your overall opinion regarding the existing Curriculum?

	Frequency	Percent
Excellent	8	38.1
Good	5	23.8
Satisfied	7	33.3
Not Satisfied	1	4.8
Total	21	100.0



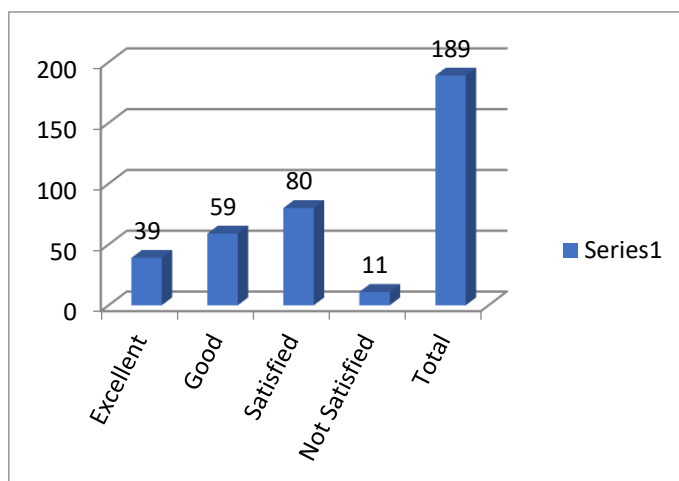
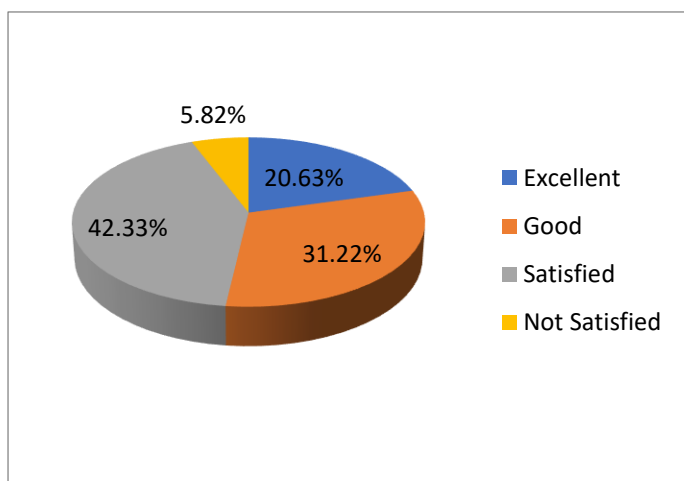
Q10 Do you think there is a need to modify your syllabus? (Yes/No) If yes, specify what portion needs to be modified with justification.

	Frequency	Percent
Yes	2	9.5
No	19	90.5
Total	21	100.0



Consolidated statement of analysis:

S. No	Question	No. of students opined				Total no. of Responses
		Excellent/ (100%)	Good/ (75%)	Satisfied/ (50%)	Not Satisfied/ (Below 50%)	
1.	Rate the syllabus of the courses that you have studied in relation to the competencies expected.	6	6	8	1	21
2.	Rate the relevance of the units in the syllabus of each course.	3	3	13	2	21
3.	Rate how the curriculum supports the required Practical skills in the Laboratory	5	6	9	1	21
4.	Rate your curriculum in terms of providing the basic knowledge required for further Education.	5	7	7	2	21
5.	How far your syllabus was useful to crack the CSIR/ UGC NET/APSET/GATE/..?	3	9	8	1	21
6.	Rate the Curriculum – in terms of providing employability after completion of the program.	2	8	10	1	21
7.	Rate the curriculum in improving your knowledge in the subject studied?	4	8	8	1	21
8.	Rate the curriculum in terms of content evolving from basic level to Advanced Level in the ascending order of semesters.	3	7	10	1	21
9.	What is your over all opinion regarding the existing Curriculum?	8	5	7	1	21
TOTAL		39	59	80	11	189
10.	Do you think there is a need to modify your syllabus? (Yes/No) If yes, specify what portion needs to be modified with justification.	YES: 2		NO: 19		21

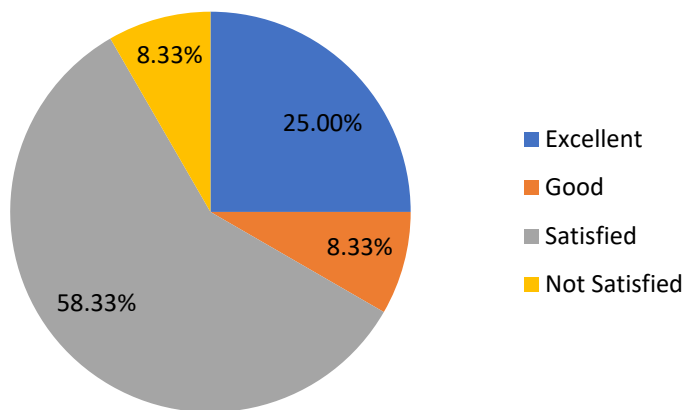


Program Name: Geology

For the academic year 2018-19 feedback was received from 12 numbers of students for the program Geology which are then analyzed and the analysis report is prepared and presented

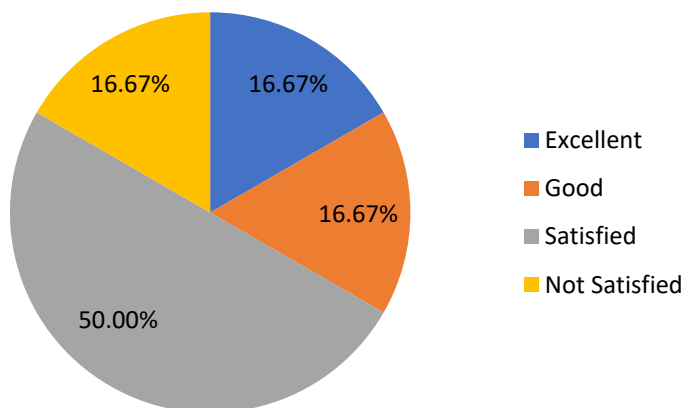
Q1 Rate the syllabus of the courses that you have studied in relation to the competencies expected.

	Frequency	Percent
Excellent	3	25.0
Good	1	8.3
Satisfied	7	58.3
Not Satisfied	1	8.3
Total	12	100.0



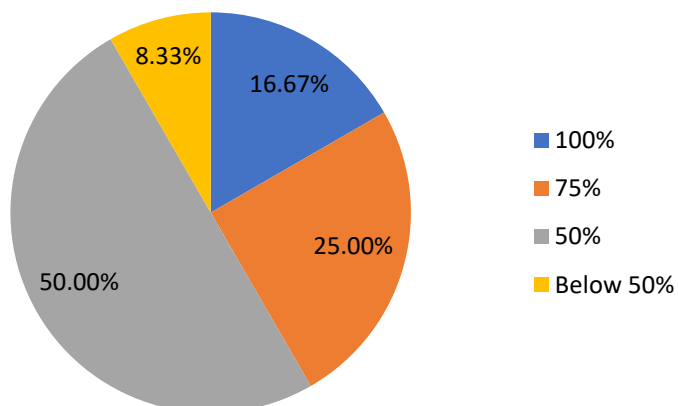
Q2 Rate the relevance of the units in the syllabus of each course

	Frequency	Percent
Excellent	2	16.7
Good	2	16.7
Satisfied	6	50.0
Not Satisfied	2	16.7
Total	12	100.0



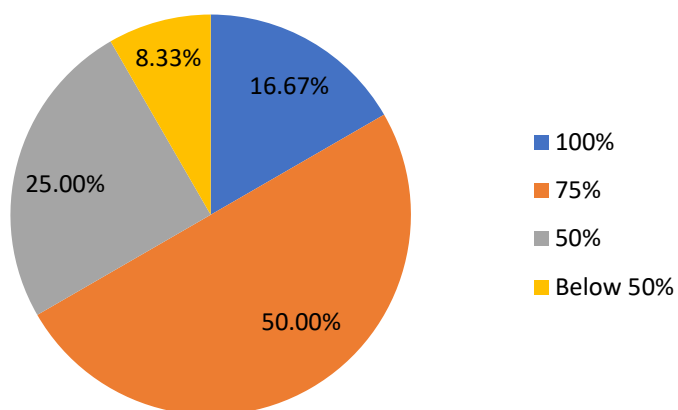
Q3 Rate how the curriculum supports the required Practical skills in the Laboratory

	Frequency	Percent
100%	2	16.7
75%	3	25.0
50%	6	50.0
Below 50%	1	8.3
Total	12	100.0



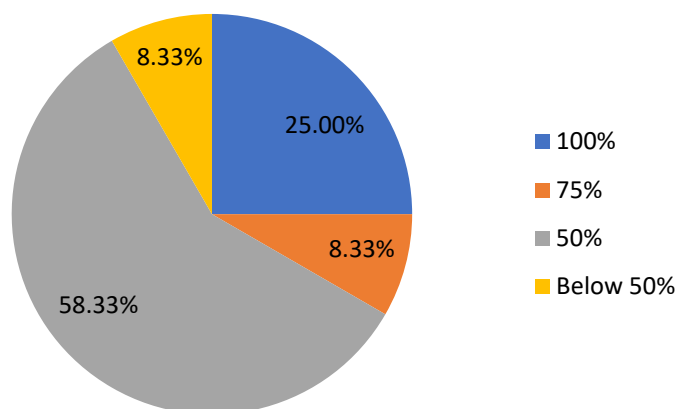
Q4 Rate your curriculum in terms of providing the basic knowledge required for further Education.

	Frequency	Percent
100%	2	16.7
75%	6	50.0
50%	3	25.0
Below 50%	1	8.3
Total	12	100.0



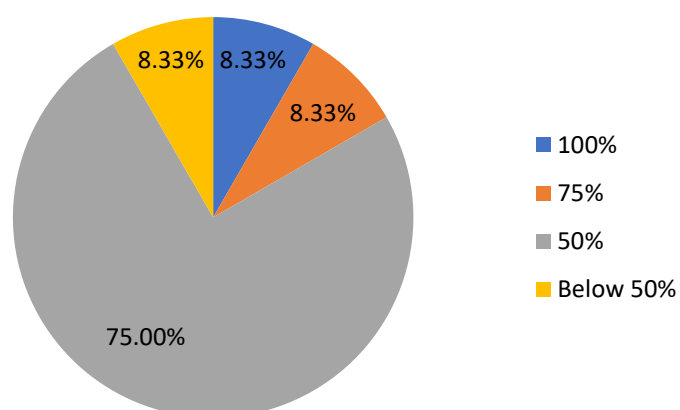
Q5 How far your syllabus was useful to crack the CSIR/ UGC NET/APSET/GATE/..?

	Frequency	Percent
100%	3	25.0
75%	1	8.3
50%	7	58.3
Below 50%	1	8.3
Total	12	100.0



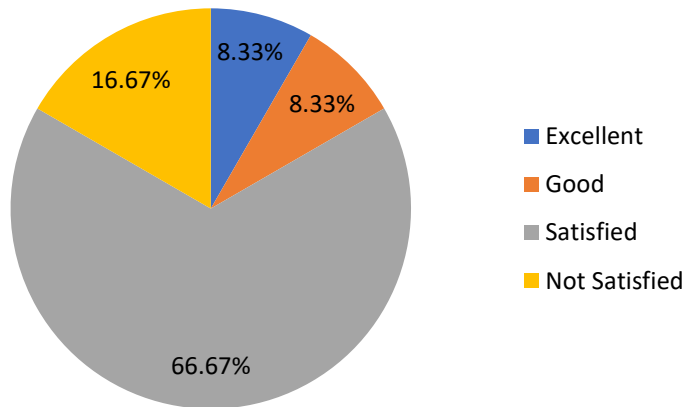
Q6 Rate the Curriculum – in terms of providing employability after completion of the program.

	Frequency	Percent
100%	1	8.3
75%	1	8.3
50%	9	75.0
Below 50%	1	8.3
Total	12	100.0



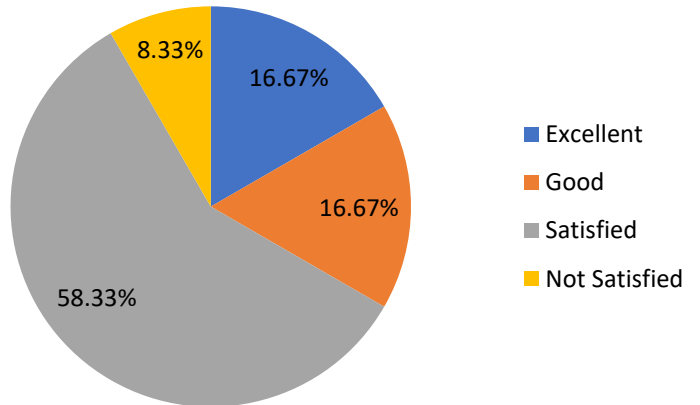
Q7 Rate the curriculum in improving your knowledge in the subject studied?

	Frequency	Percent
Excellent	1	8.3
Good	1	8.3
Satisfied	8	66.7
Not Satisfied	2	16.7
Total	12	100.0



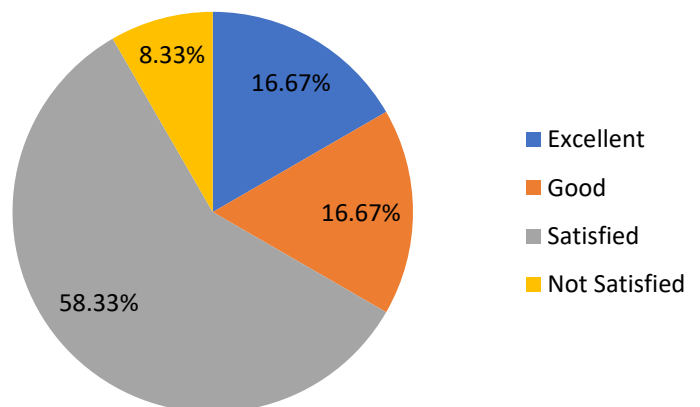
Q8 Rate the curriculum in terms of content evolving from basic level to Advanced Level in the ascending order of semesters.

	Frequency	Percent
Excellent	2	16.7
Good	2	16.7
Satisfied	7	58.3
Not Satisfied	1	8.3
Total	12	100.0



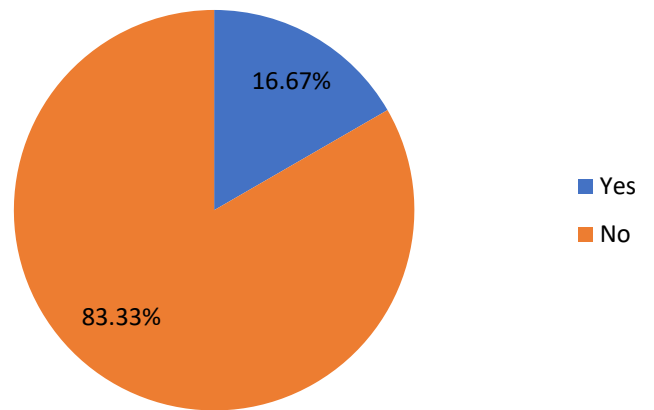
Q9 What is your overall opinion regarding the existing Curriculum?

	Frequency	Percent
Excellent	2	16.7
Good	2	16.7
Satisfied	7	58.3
Not Satisfied	1	8.3
Total	12	100.0



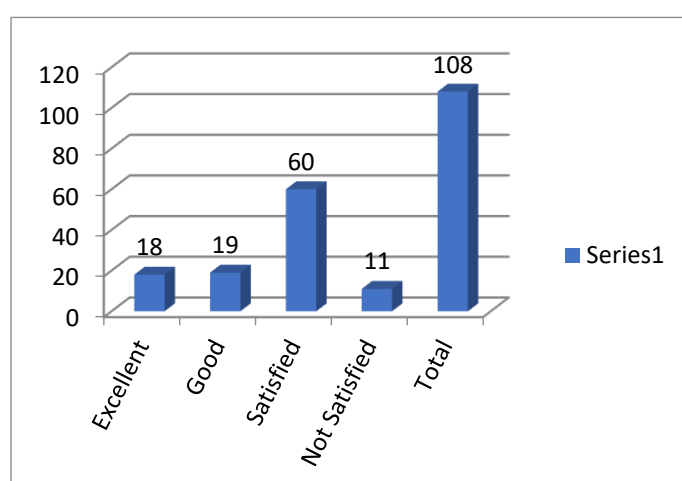
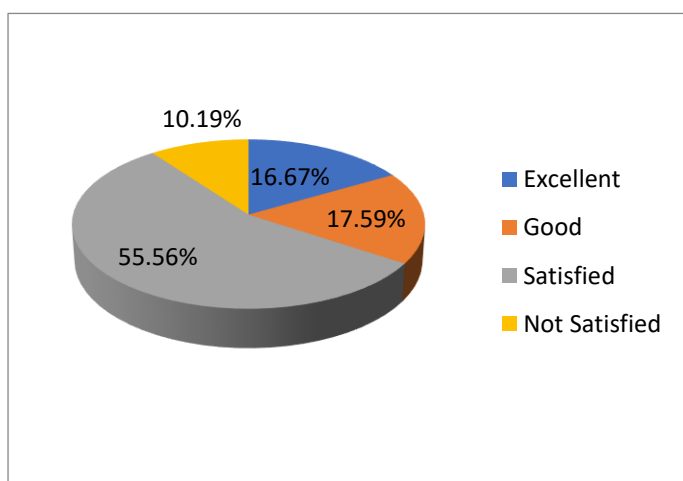
Q10 Do you think there is a need to modify your syllabus? (Yes/No) If yes, specify what portion needs to be modified with justification.

	Frequency	Percent
Yes	2	16.7
No	10	83.3
Total	12	100.0



Consolidated statement of analysis:

S. No	Question	No. of students opined				Total no. of Responses
		Excellent/ (100%)	Good/ (75%)	Satisfied/ (50%)	Not Satisfied/ (Below 50%)	
1.	Rate the syllabus of the courses that you have studied in relation to the competencies expected.	3	1	7	1	12
2.	Rate the relevance of the units in the syllabus of each course.	2	2	6	2	12
3.	Rate how the curriculum supports the required Practical skills in the Laboratory	2	3	6	1	12
4.	Rate your curriculum in terms of providing the basic knowledge required for further Education.	2	6	3	1	12
5.	How far your syllabus was useful to crack the CSIR/ UGC NET/APSET/GATE/..?	3	1	7	1	12
6.	Rate the Curriculum – in terms of providing employability after completion of the program.	1	1	9	1	12
7.	Rate the curriculum in improving your knowledge in the subject studied?	1	1	8	2	12
8.	Rate the curriculum in terms of content evolving from basic level to Advanced Level in the ascending order of semesters.	2	2	7	1	12
9.	What is your over all opinion regarding the existing Curriculum?	2	2	7	1	12
TOTAL		18	19	60	11	108
10.	Do you think there is a need to modify your syllabus? (Yes/No) If yes, specify what portion needs to be modified with justification.	YES: 1		NO: 11		12

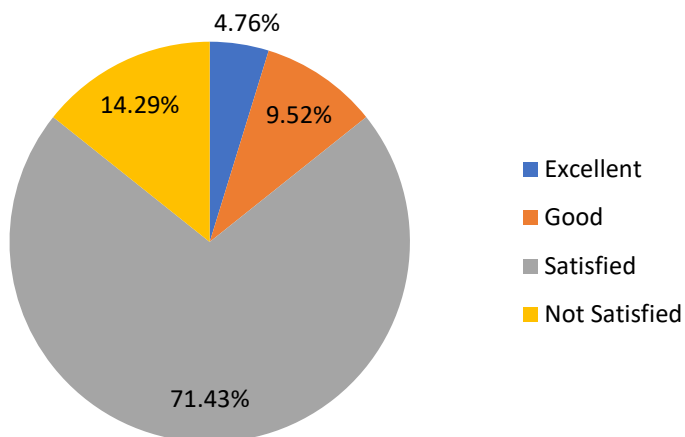


Program Name: Mathematics

For the academic year 2018-19 feedback was received from 21 numbers of students for the program Mathematics which are then analyzed and the analysis report is prepared and presented

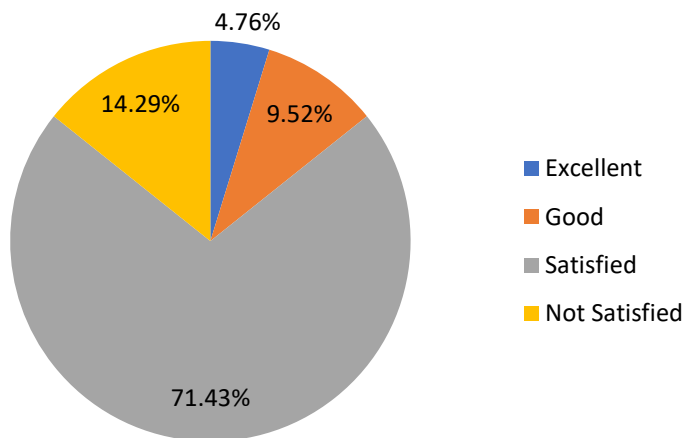
Q1 Rate the syllabus of the courses that you have studied in relation to the competencies expected.

	Frequency	Percent
Excellent	1	4.8
Good	2	9.5
Satisfied	15	71.4
Not Satisfied	3	14.3
Total	21	100.0



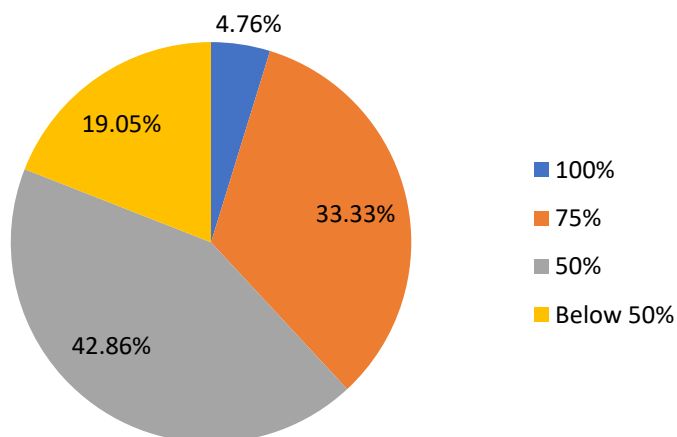
Q2 Rate the relevance of the units in the syllabus of each course

	Frequency	Percent
Excellent	1	4.8
Good	2	9.5
Satisfied	15	71.4
Not Satisfied	3	14.3
Total	21	100.0



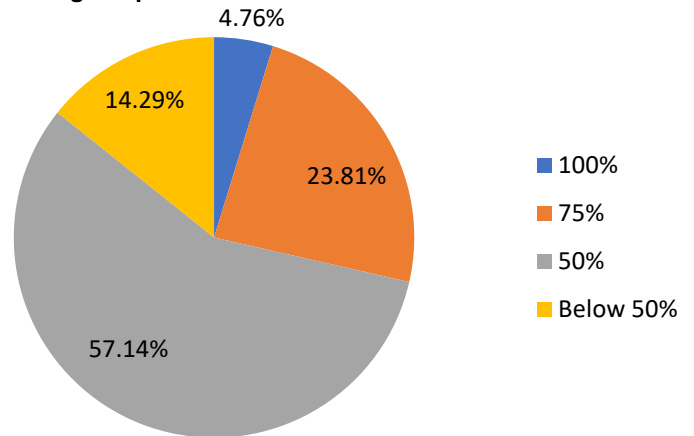
Q3 Rate how the curriculum supports the required Practical skills in the Laboratory

	Frequency	Percent
100%	1	4.8
75%	7	33.3
50%	9	42.9
Below 50%	4	19.0
Total	21	100.0



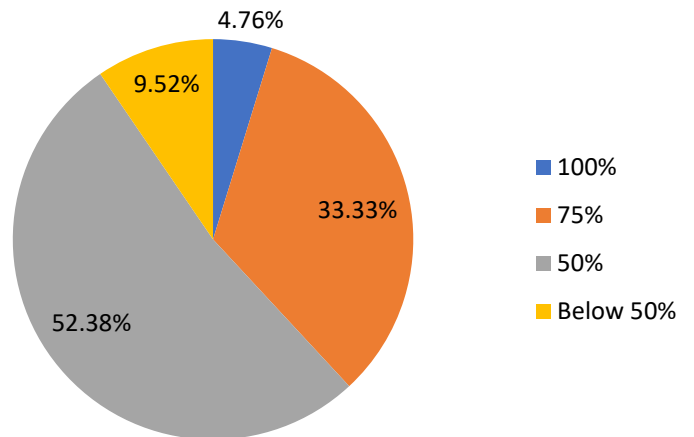
Q4 Rate your curriculum in terms of providing the basic knowledge required for further Education.

	Frequency	Percent
100%	1	4.8
75%	5	23.8
50%	12	57.1
Below 50%	3	14.3
Total	21	100.0



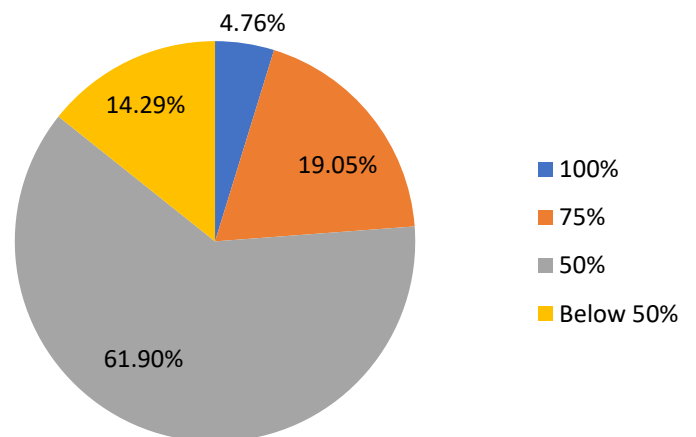
Q5 How far your syllabus was useful to crack the CSIR/ UGC NET/APSET/GATE/..?

	Frequency	Percent
100%	1	4.8
75%	7	33.3
50%	11	52.4
Below 50%	2	9.5
Total	21	100.0



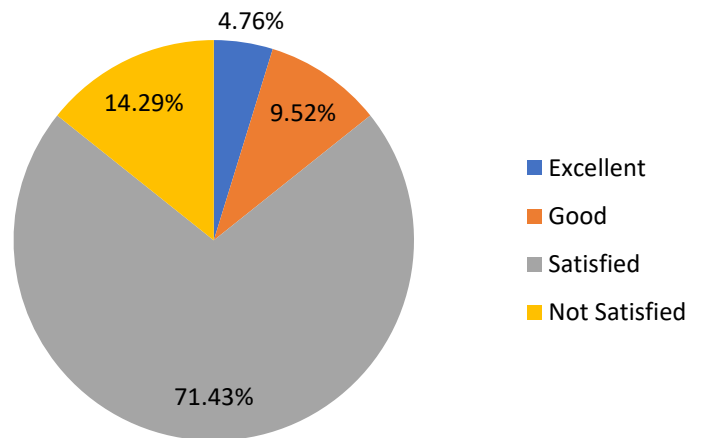
Q6 Rate the Curriculum – in terms of providing employability after completion of the program.

	Frequency	Percent
100%	1	4.8
75%	4	19.0
50%	13	61.9
Below 50%	3	14.3
Total	21	100.0



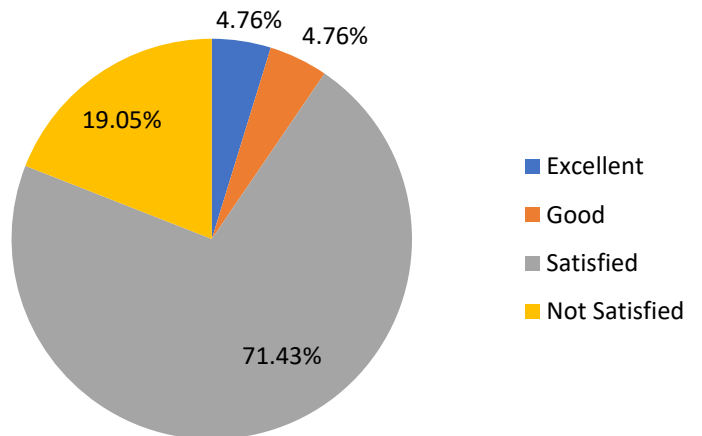
Q7 Rate the curriculum in improving your knowledge in the subject studied?

	Frequency	Percent
Excellent	1	4.8
Good	2	9.5
Satisfied	15	71.4
Not Satisfied	3	14.3
Total	21	100.0



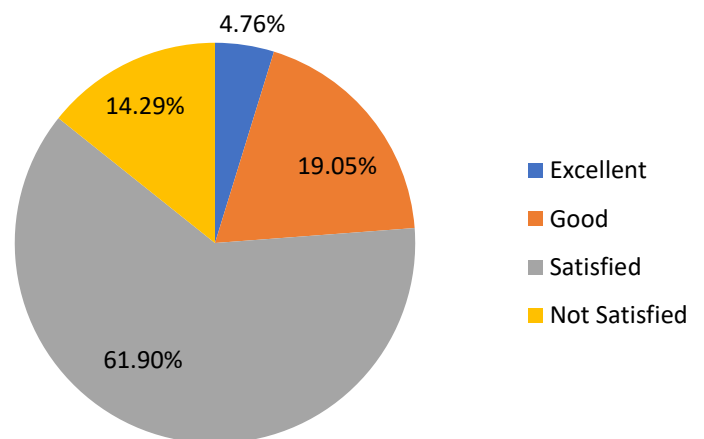
Q8 Rate the curriculum in terms of content evolving from basic level to Advanced Level in the ascending order of semesters.

	Frequency	Percent
Excellent	1	4.8
Good	1	4.8
Satisfied	15	71.4
Not Satisfied	4	19.0
Total	21	100.0



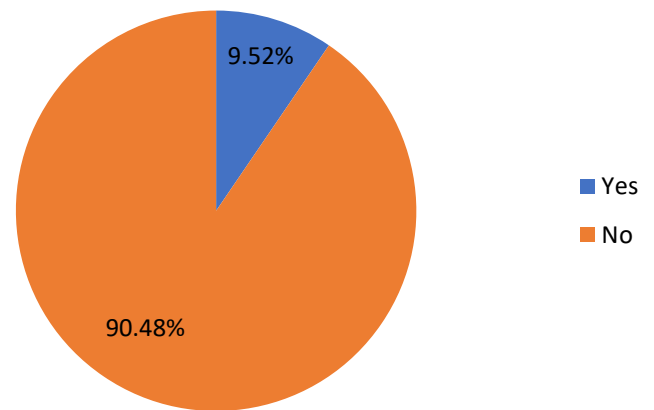
Q9 What is your overall opinion regarding the existing Curriculum?

	Frequency	Percent
Excellent	1	4.8
Good	4	19.0
Satisfied	13	61.9
Not Satisfied	3	14.3
Total	21	100.0



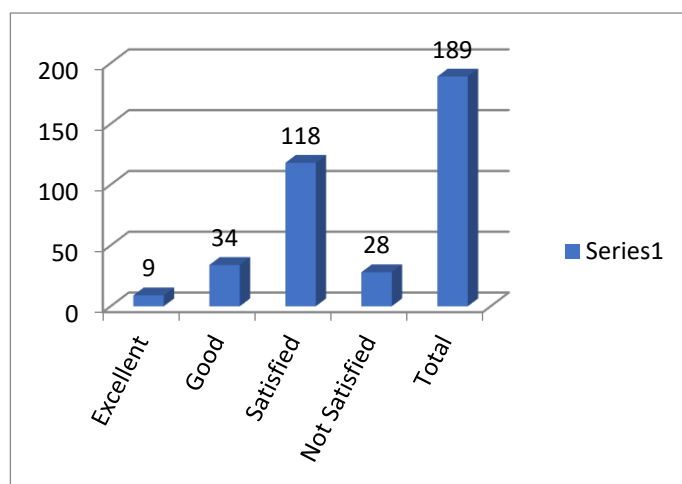
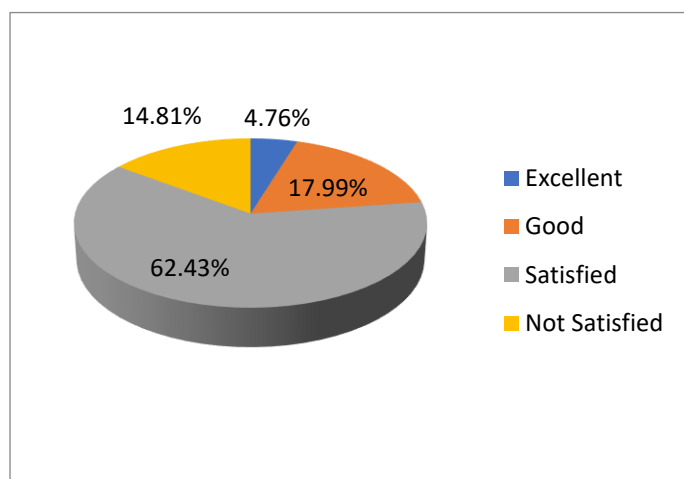
Q10 Do you think there is a need to modify your syllabus? (Yes/No) If yes, specify what portion needs to be modified with justification.

	Frequency	Percent
Yes	2	9.5
No	19	90.5
Total	21	100.0



Consolidated statement of analysis:

S. No	Question	No. of students opined				Total no. of Responses
		Excellent/ (100%)	Good/ (75%)	Satisfied/ (50%)	Not Satisfied/ (Below 50%)	
1.	Rate the syllabus of the courses that you have studied in relation to the competencies expected.	1	2	15	3	21
2.	Rate the relevance of the units in the syllabus of each course.	1	2	15	3	21
3.	Rate how the curriculum supports the required Practical skills in the Laboratory	1	7	9	4	21
4.	Rate your curriculum in terms of providing the basic knowledge required for further Education.	1	5	12	3	21
5.	How far your syllabus was useful to crack the CSIR/ UGC NET/APSET/GATE/..?	1	7	11	2	21
6.	Rate the Curriculum – in terms of providing employability after completion of the program.	1	4	13	3	21
7.	Rate the curriculum in improving your knowledge in the subject studied?	1	2	15	3	21
8.	Rate the curriculum in terms of content evolving from basic level to Advanced Level in the ascending order of semesters.	1	1	15	4	21
9.	What is your over all opinion regarding the existing Curriculum?	1	4	13	3	21
TOTAL		9	34	118	28	189
10.	Do you think there is a need to modify your syllabus? (Yes/No) If yes, specify what portion needs to be modified with justification.	YES: 2		NO: 19		21

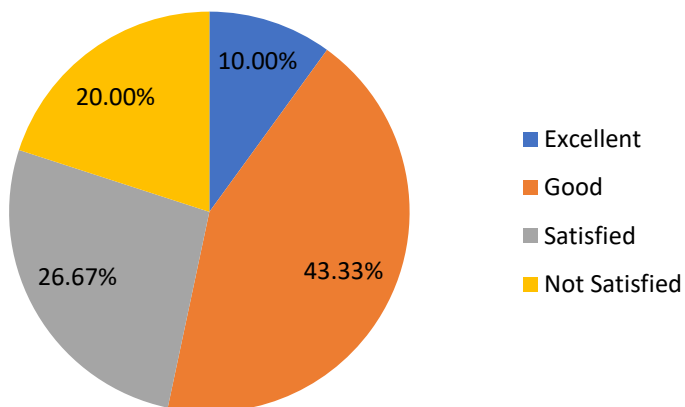


Program Name: Physics

For the academic year 2018-19 feedback was received from 30 numbers of students for the program Physics which are then analyzed and the analysis report is prepared and presented

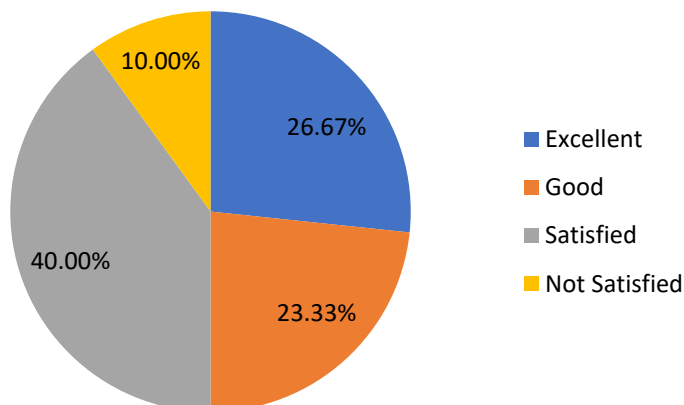
Q1 Rate the syllabus of the courses that you have studied in relation to the competencies expected.

	Frequency	Percent
Excellent	3	10.0
Good	13	43.3
Satisfied	8	26.7
Not Satisfied	6	20.0
Total	30	100.0



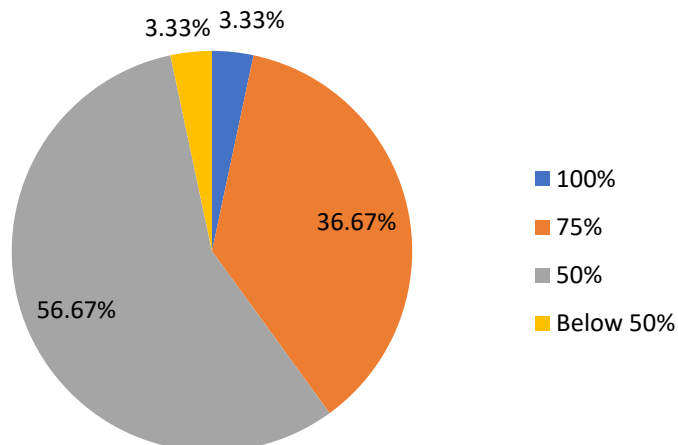
Q2 Rate the relevance of the units in the syllabus of each course

	Frequency	Percent
Excellent	8	26.7
Good	7	23.3
Satisfied	12	40.0
Not Satisfied	3	10.0
Total	30	100.0



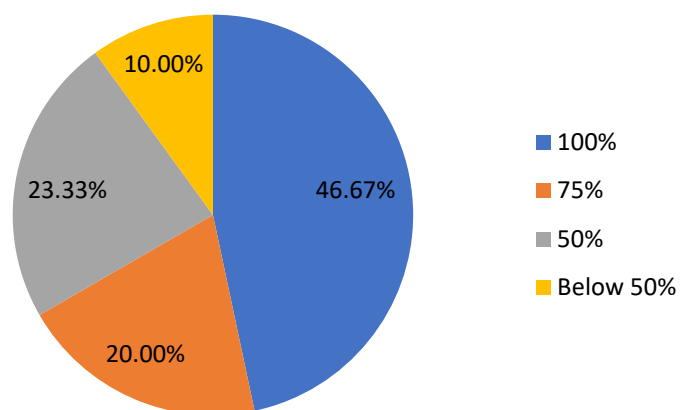
Q3 Rate how the curriculum supports the required Practical skills in the Laboratory

	Frequency	Percent
100%	1	3.3
75%	11	36.7
50%	17	56.7
Below 50%	1	3.3
Total	30	100.0



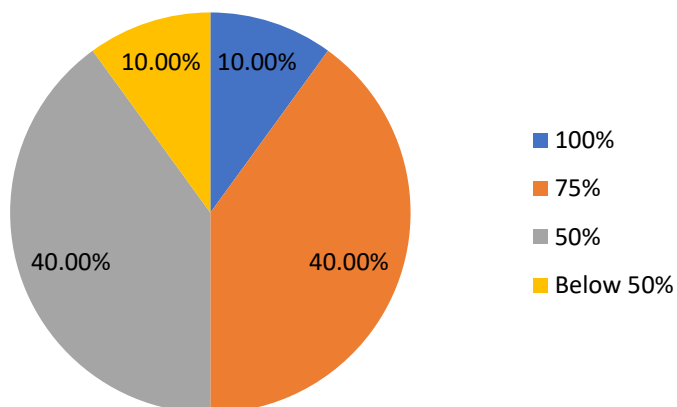
Q4 Rate your curriculum in terms of providing the basic knowledge required for further Education.

	Frequency	Percent
100%	14	46.7
75%	6	20.0
50%	7	23.3
Below 50%	3	10.0
Total	30	100.0



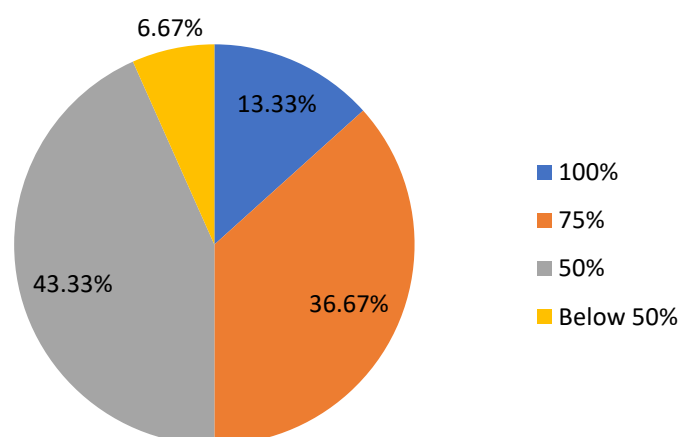
Q5 How far your syllabus was useful to crack the CSIR/ UGC NET/APSET/GATE/..?

	Frequency	Percent
100%	3	10.0
75%	12	40.0
50%	12	40.0
Below 50%	3	10.0
Total	30	100.0



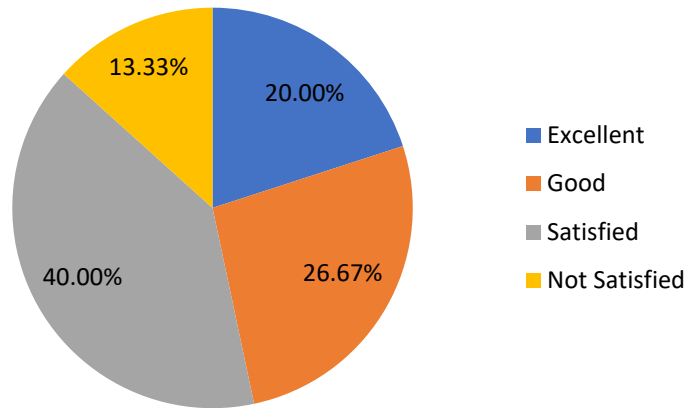
Q6 Rate the Curriculum – in terms of providing employability after completion of the program.

	Frequency	Percent
100%	4	13.3
75%	11	36.7
50%	13	43.3
Below 50%	2	6.7
Total	30	100.0



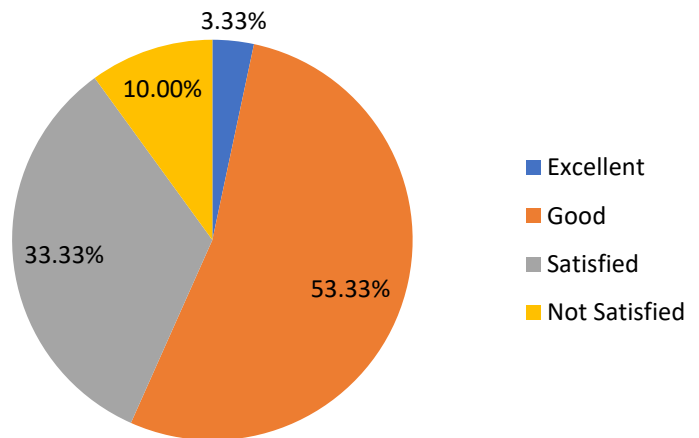
Q7 Rate the curriculum in improving your knowledge in the subject studied?

	Frequency	Percent
Excellent	6	20.0
Good	8	26.7
Satisfied	12	40.0
Not Satisfied	4	13.3
Total	30	100.0



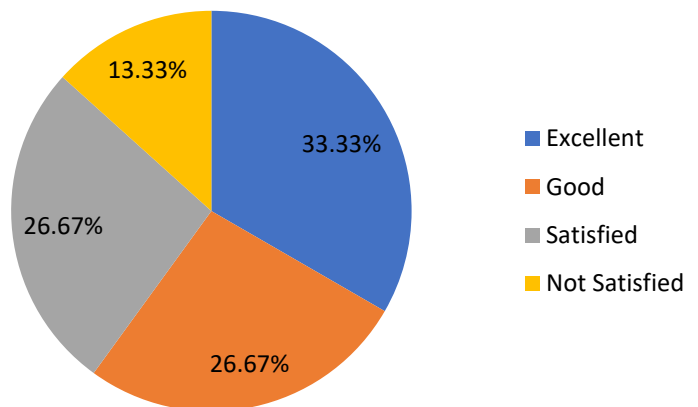
Q8 Rate the curriculum in terms of content evolving from basic level to Advanced Level in the ascending order of semesters.

	Frequency	Percent
Excellent	1	3.3
Good	16	53.3
Satisfied	10	33.3
Not Satisfied	3	10.0
Total	30	100.0



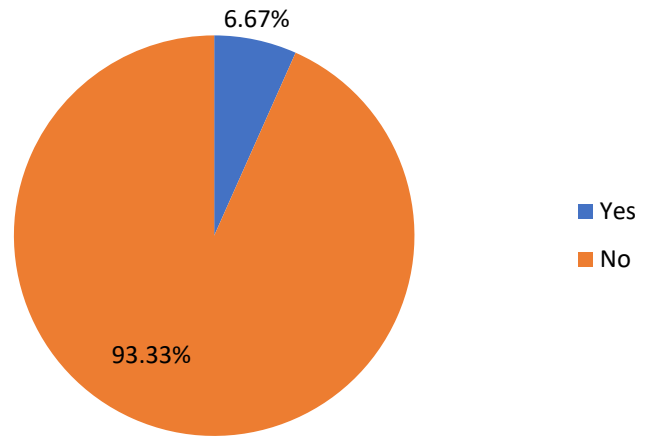
Q9 What is your overall opinion regarding the existing Curriculum?

	Frequency	Percent
Excellent	10	33.3
Good	8	26.7
Satisfied	8	26.7
Not Satisfied	4	13.3
Total	30	100.0



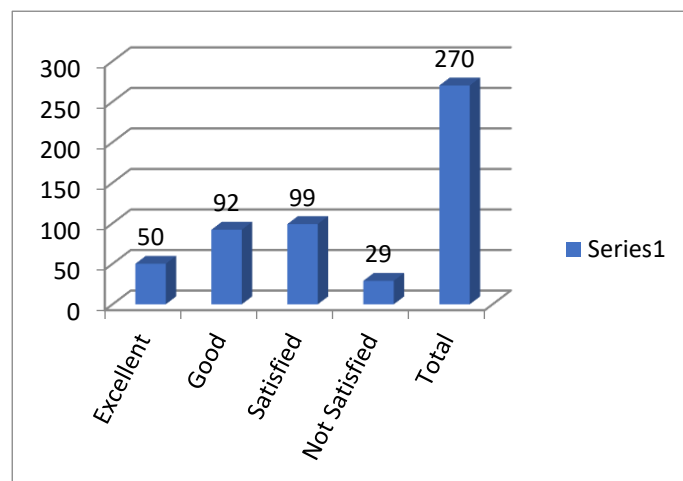
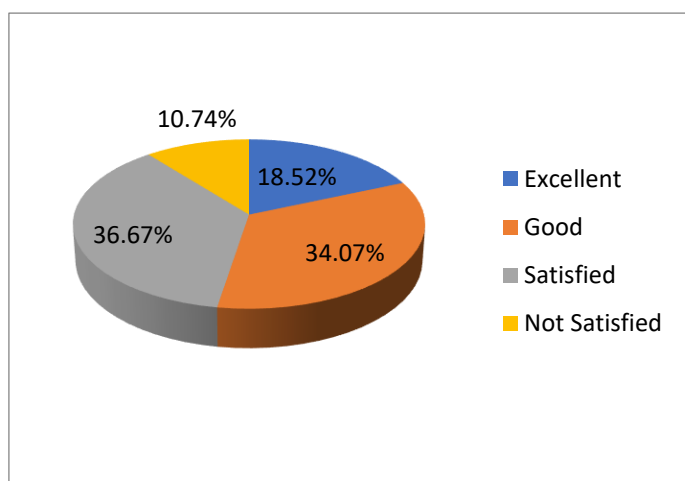
Q10 Do you think there is a need to modify your syllabus? (Yes/No) If yes, specify what portion needs to be modified with justification.

	Frequency	Percent
Yes	2	6.7
No	28	93.3
Total	30	100.0



Consolidated statement of analysis:

S. No	Question	No. of students opined				Total no. of Responses
		Excellent/ (100%)	Good/ (75%)	Satisfied/ (50%)	Not Satisfied/ (Below 50%)	
1.	Rate the syllabus of the courses that you have studied in relation to the competencies expected.	1	3	11	2	17
2.	Rate the relevance of the units in the syllabus of each course.	1	4	10	2	17
3.	Rate how the curriculum supports the required Practical skills in the Laboratory	1	2	13	1	17
4.	Rate your curriculum in terms of providing the basic knowledge required for further Education.	1	3	11	2	17
5.	How far your syllabus was useful to crack the CSIR/ UGC NET/APSET/GATE/..?	1	4	9	3	17
6.	Rate the Curriculum – in terms of providing employability after completion of the program.	1	8	6	2	17
7.	Rate the curriculum in improving your knowledge in the subject studied?	1	2	10	4	17
8.	Rate the curriculum in terms of content evolving from basic level to Advanced Level in the ascending order of semesters.	1	4	9	3	17
9.	What is your over all opinion regarding the existing Curriculum?	3	3	9	2	17
TOTAL		11	33	88	21	153
10.	Do you think there is a need to modify your syllabus? (Yes/No) If yes, specify what portion needs to be modified with justification.	YES: 5		NO: 12		17

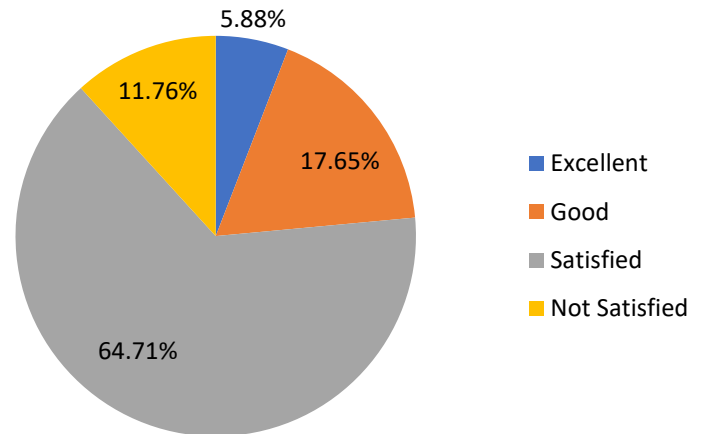


Program Name: Zoology

For the academic year 2018-19 feedback was received from 17 numbers of students for the program Zoology which are then analyzed and the analysis report is prepared and presented

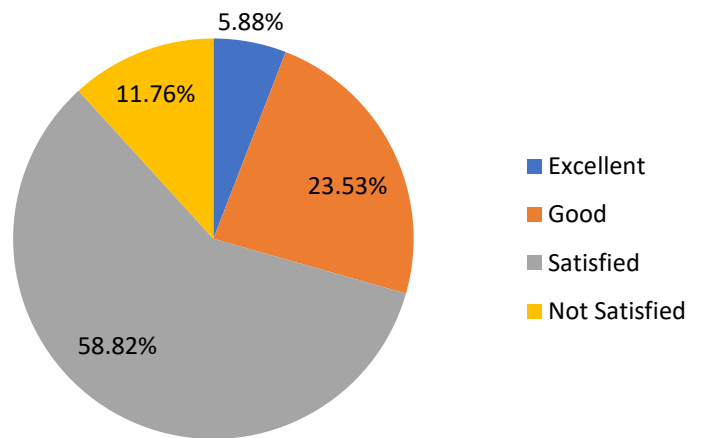
Q1 Rate the syllabus of the courses that you have studied in relation to the competencies expected.

	Frequency	Percent
Excellent	1	5.9
Good	3	17.6
Satisfied	11	64.7
Not Satisfied	2	11.8
Total	17	100.0



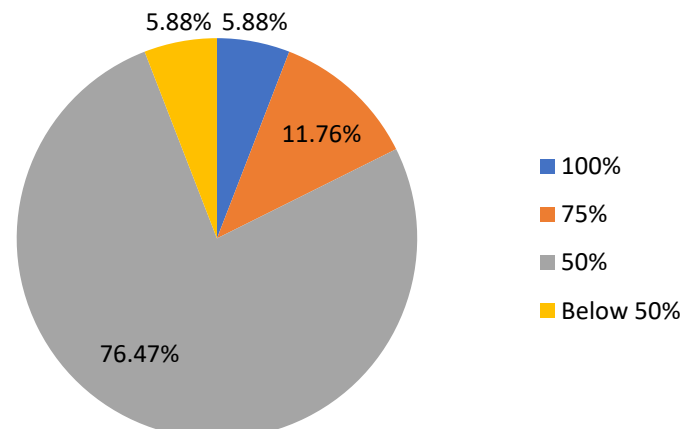
Q2 Rate the relevance of the units in the syllabus of each course

	Frequency	Percent
Excellent	1	5.9
Good	4	23.5
Satisfied	10	58.8
Not Satisfied	2	11.8
Total	17	100.0



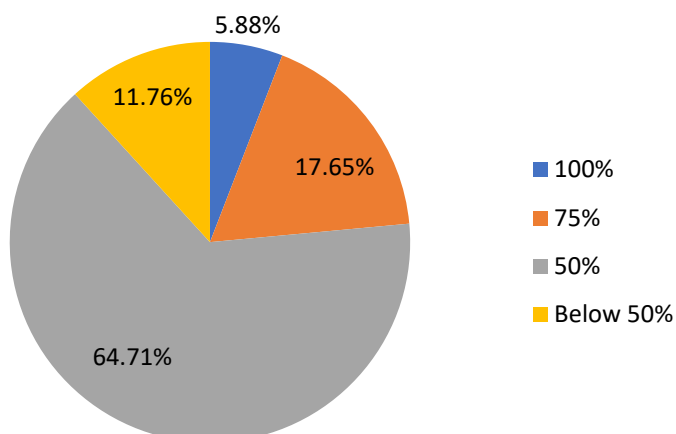
Q3 Rate how the curriculum supports the required Practical skills in the Laboratory

	Frequency	Percent
100%	1	5.9
75%	2	11.8
50%	13	76.5
Below 50%	1	5.9
Total	17	100.0



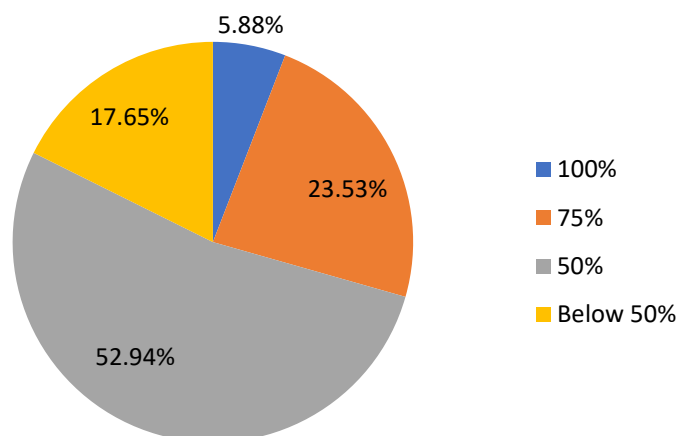
Q4 Rate your curriculum in terms of providing the basic knowledge required for further Education.

	Frequency	Percent
100%	1	5.9
75%	3	17.6
50%	11	64.7
Below 50%	2	11.8
Total	17	100.0



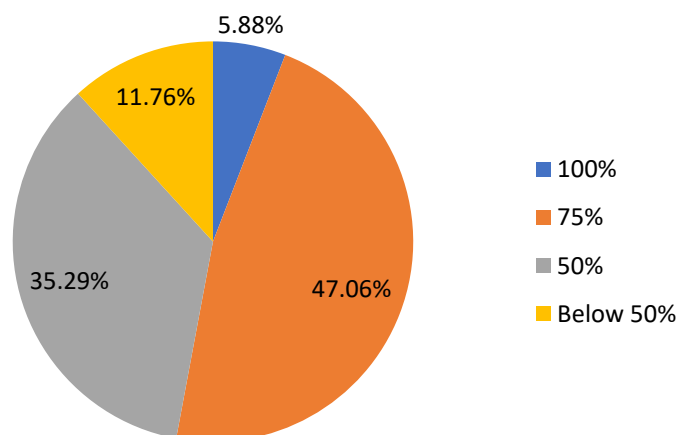
Q5 How far your syllabus was useful to crack the CSIR/ UGC NET/APSET/GATE/..?

	Frequency	Percent
100%	1	5.9
75%	4	23.5
50%	9	52.9
Below 50%	3	17.6
Total	17	100.0



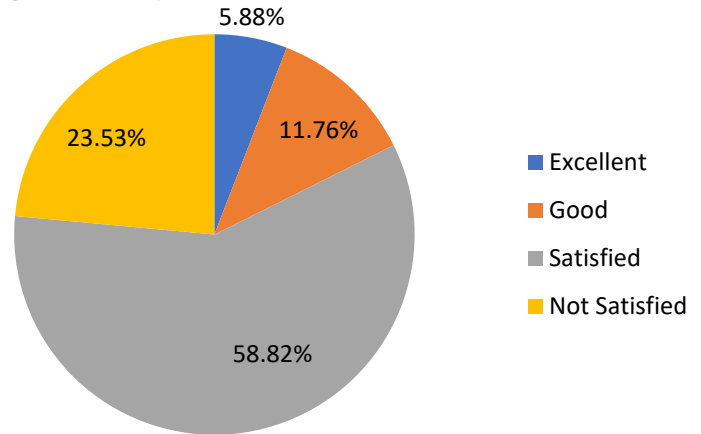
Q6 Rate the Curriculum – in terms of providing employability after completion of the program.

	Frequency	Percent
100%	1	5.9
75%	8	47.1
50%	6	35.3
Below 50%	2	11.8
Total	17	100.0



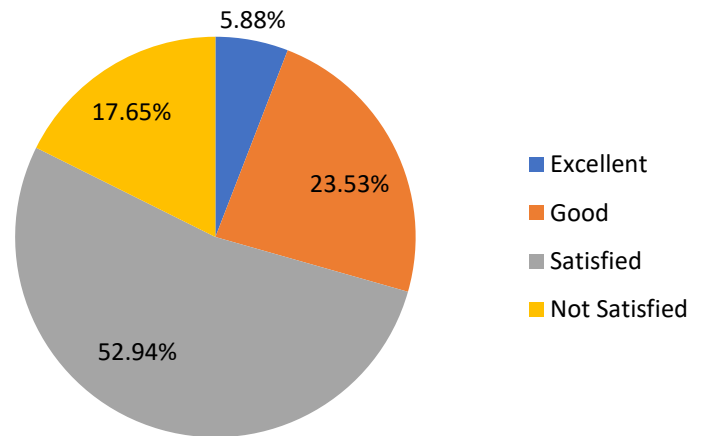
Q7 Rate the curriculum in improving your knowledge in the subject studied?

	Frequency	Percent
Excellent	1	5.9
Good	2	11.8
Satisfied	10	58.8
Not Satisfied	4	23.5
Total	17	100.0



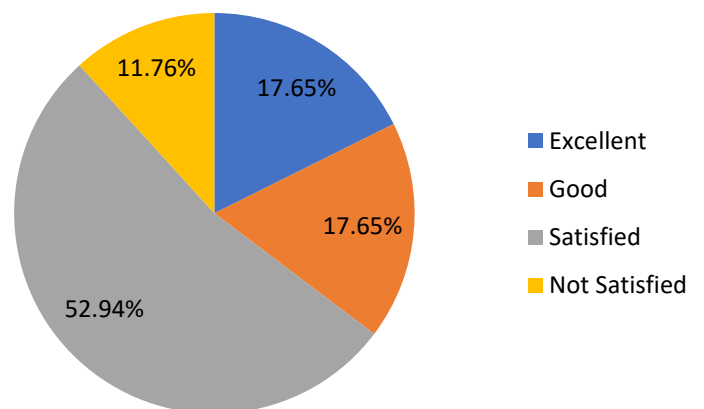
Q8 Rate the curriculum in terms of content evolving from basic level to Advanced Level in the ascending order of semesters.

	Frequency	Percent
Excellent	1	5.9
Good	4	23.5
Satisfied	9	52.9
Not Satisfied	3	17.6
Total	17	100.0



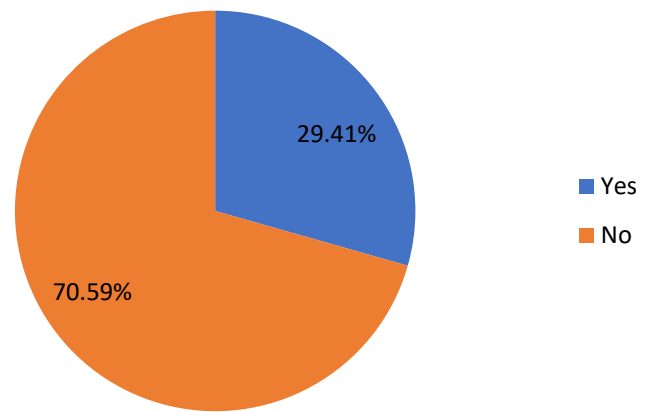
Q9 What is your overall opinion regarding the existing Curriculum?

	Frequency	Percent
Excellent	3	17.6
Good	3	17.6
Satisfied	9	52.9
Not Satisfied	2	11.8
Total	17	100.0



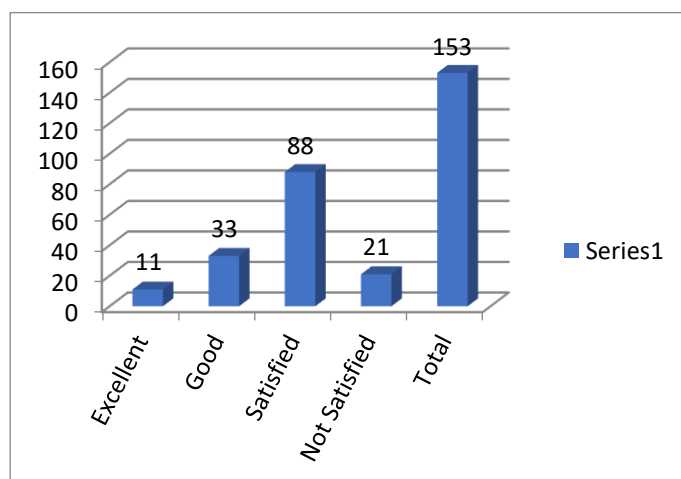
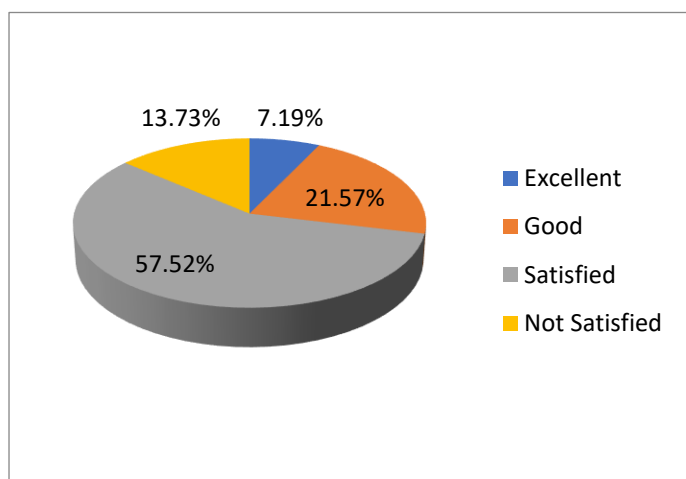
Q10 Do you think there is a need to modify your syllabus? (Yes/No) If yes, specify what portion needs to be modified with justification.

	Frequency	Percent
Yes	5	29.4
No	12	70.6
Total	17	100.0



Consolidated statement of analysis:

S. No	Question	No. of students opined				Total no. of Responses
		Excellent/ (100%)	Good/ (75%)	Satisfied/ (50%)	Not Satisfied/ (Below 50%)	
1.	Rate the syllabus of the courses that you have studied in relation to the competencies expected.	1	3	11	2	17
2.	Rate the relevance of the units in the syllabus of each course.	1	4	10	2	17
3.	Rate how the curriculum supports the required Practical skills in the Laboratory	1	2	13	1	17
4.	Rate your curriculum in terms of providing the basic knowledge required for further Education.	1	3	11	2	17
5.	How far your syllabus was useful to crack the CSIR/ UGC NET/APSET/GATE/..?	1	4	9	3	17
6.	Rate the Curriculum – in terms of providing employability after completion of the program.	1	8	6	2	17
7.	Rate the curriculum in improving your knowledge in the subject studied?	1	2	10	4	17
8.	Rate the curriculum in terms of content evolving from basic level to Advanced Level in the ascending order of semesters.	1	4	9	3	17
9.	What is your over all opinion regarding the existing Curriculum?	3	3	9	2	17
TOTAL		11	33	88	21	153
10.	Do you think there is a need to modify your syllabus? (Yes/No) If yes, specify what portion needs to be modified with justification.	YES: 5		NO: 12		17

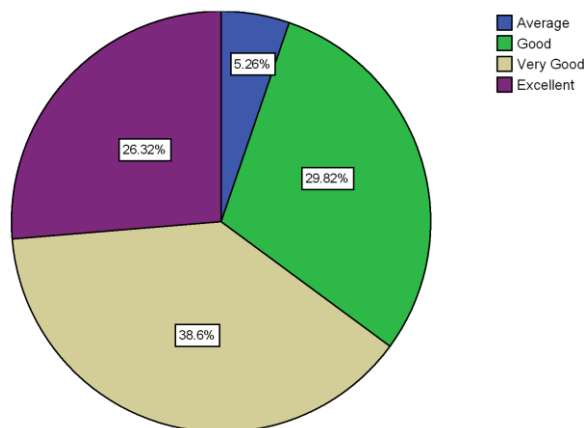


(ii) Feedback from Faculty:

For the academic year 2018-19 feedback was received from 57 numbers of Faculty which are then analyzed and the analysis report is prepared and presented.

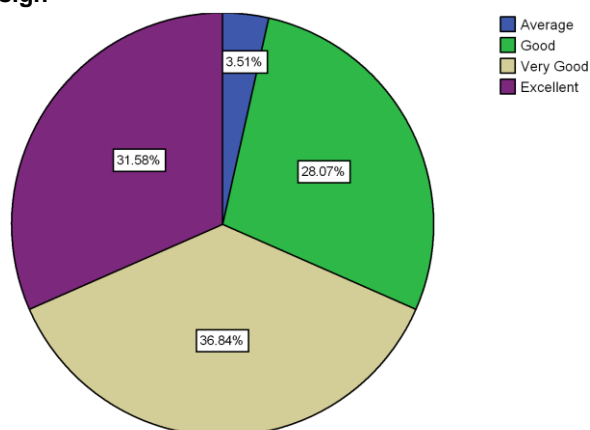
Q1: Board of studies is taking care to ensure the current trends and relevance of the course offering.

	Frequency	Percent
Below Average	0	0
Average	3	5.3
Good	17	29.8
Very Good	22	38.6
Excellent	15	26.3
Total	57	100.0



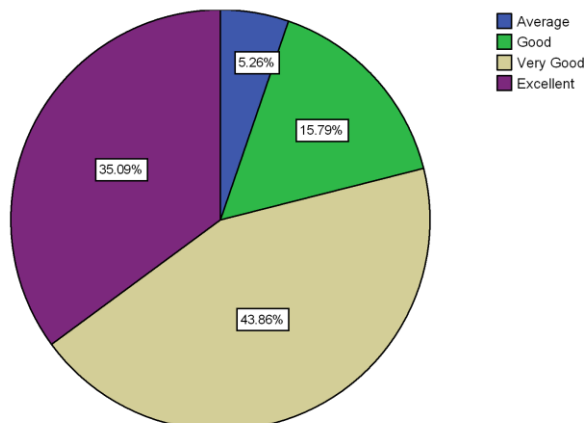
Q2: Employability is given weightage in the curriculum design and development.

	Frequency	Percent
Below Average	0	0
Average	2	3.5
Good	16	28.1
Very Good	21	36.8
Excellent	18	31.6
Total	57	100.0



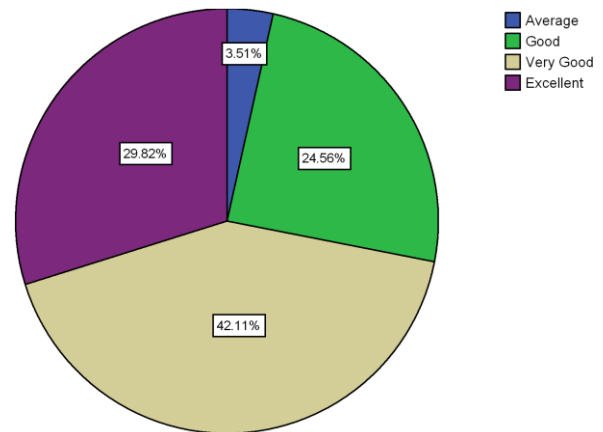
Q3: Enough freedom is given to faculty members to contribute their ideas on curriculum design and development.

	Frequency	Percent
Below Average	0	0
Average	3	5.3
Good	9	15.8
Very Good	25	43.9
Excellent	20	35.1
Total	57	100.0



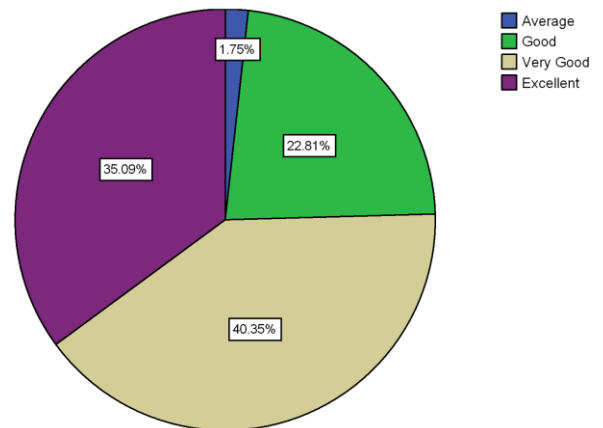
Q4: The system followed by the university for the design and development of curriculum is effective.

	Frequency	Percent
Below Average	0	0
Average	2	3.5
Good	14	24.6
Very Good	24	42.1
Excellent	17	29.8
Total	57	100.0



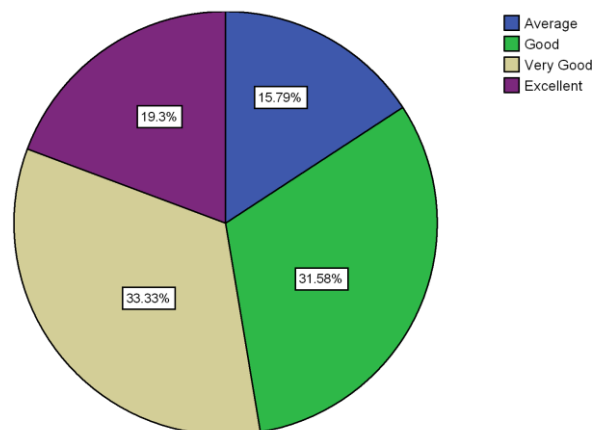
Q5: The curriculum has been updated from time to time.

	Frequency	Percent
Below Average	0	0
Average	1	1.8
Good	13	22.8
Very Good	23	40.4
Excellent	20	35.1
Total	57	100.0



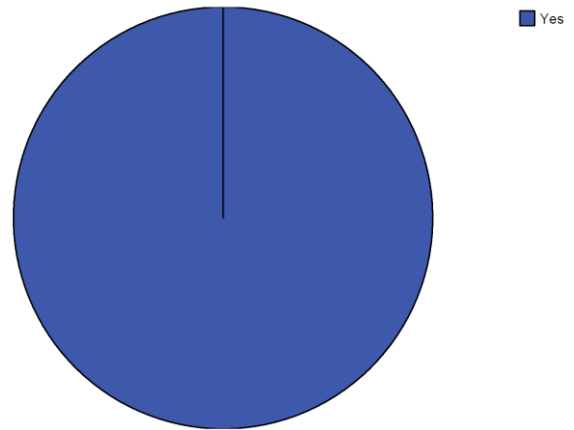
Q6: Representation from business and industry in PG board of studies is helpful in designing and improving the courses.

	Frequency	Percent
Below Average	0	0
Average	9	15.8
Good	18	31.6
Very Good	19	33.3
Excellent	11	19.3
Total	57	100.0



Q7: Involvement of University faculty in UGBOS is necessary(Y/N).

	Frequency	Percent
Yes	57	100.0
No	0	0
Total	57	100.0



Consolidated statement of analysis of faculty feedback on curriculum

S. No	Question	No. of faculty opined					Total no. of Responses
		Excellent/ (100%)	Very Good/ (75%)	Good/ (50%)	Average/ (25%)	Below Average/ (Below 25%)	
1.	Board of studies is taking care to ensure the current trends and relevance of the course offering.	15	22	17	3	0	57
2.	Employability is given weightage in the curriculum design and development.	18	21	16	2	0	57
3.	Enough freedom is given to faculty members to contribute their ideas on curriculum design and development.	20	25	9	3	0	57
4.	The system followed by the university for the design and development of curriculum is effective.	17	24	14	2	0	57
5.	The curriculum has been updated from time to time.	20	23	13	1	0	57
6.	Representation from business and industry in PG board of studies is helpful in designing and improving the courses.	11	19	18	9	0	57
TOTAL		101	134	87	20	0	342
7.	Do you think there is a need to modify your syllabus? (Yes/No)	YES: 57		NO: 0			57

